

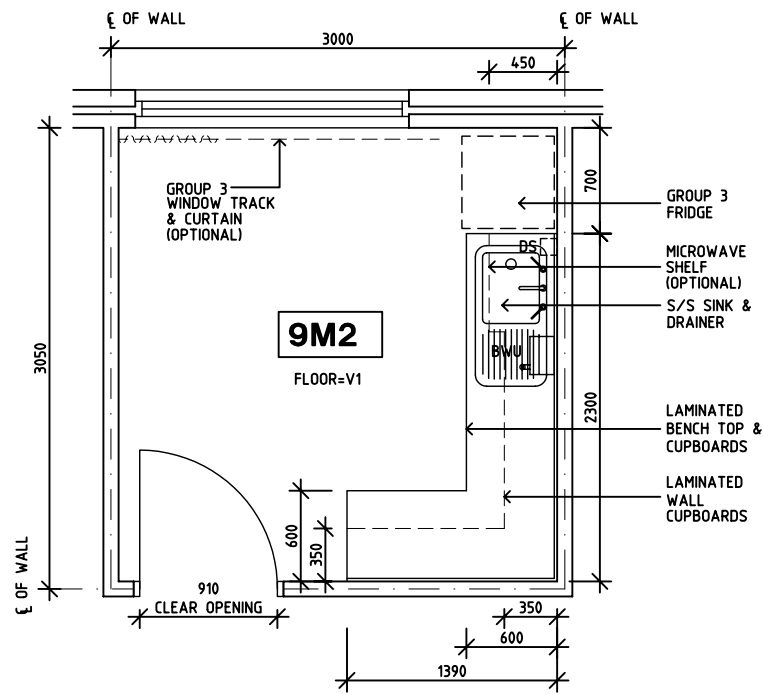
DGHDP STANDARD COMPONENTS

Room Layout Sheet

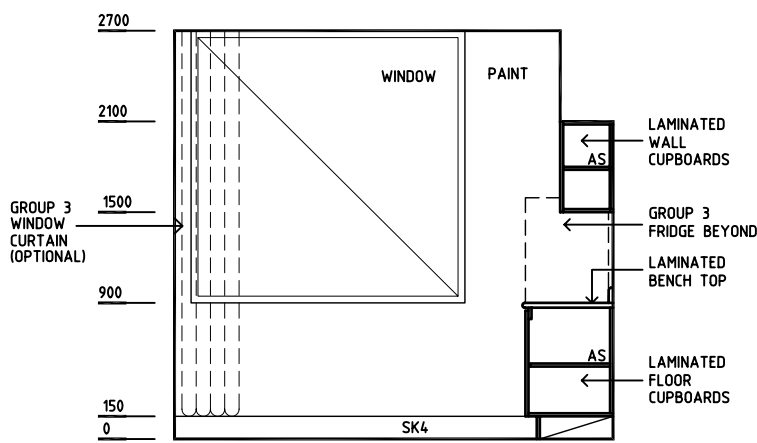
Room Name **Formula Room**

ID No **FORM**

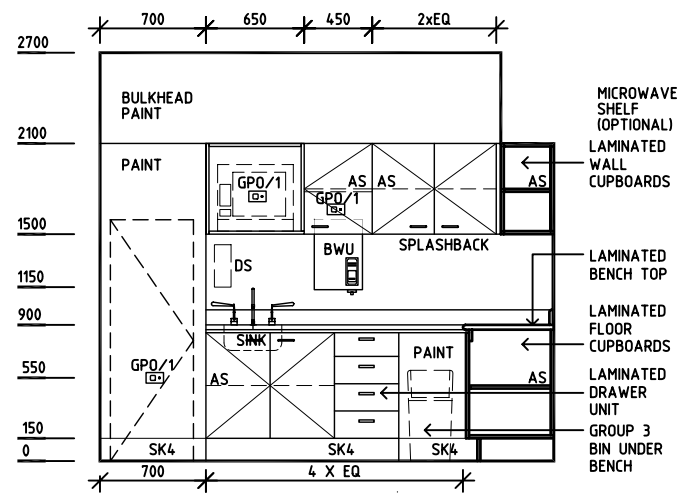
- AS ADJUSTABLE SHELF
- BWU BOILING WATER UNIT
- DHT DISPENSER-HAND TOWEL
- DP DOOR & FRAME PROTECTION
- DS DISPENSER-SOAP
- GPO/1 GENERAL PURPOSE OUTLET-SINGLE
- GPO/2 GENERAL PURPOSE OUTLET-DOUBLE
- LS LIGHT SWITCH
- OP OBSERVATION PANEL
- SK4 FLOOR VINYL COVERED
- V1 VINYL FLOORING, STANDARD



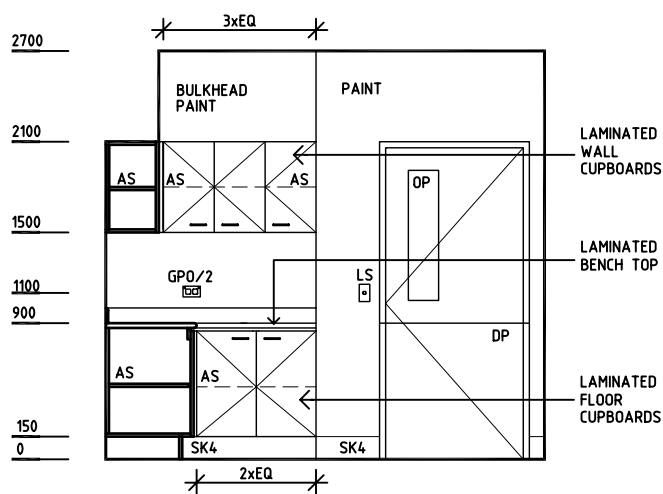
PLAN



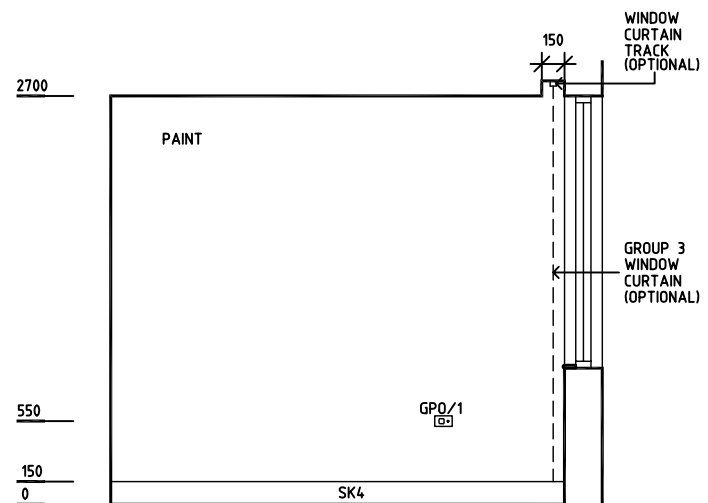
ELEVATION 1



ELEVATION 2



ELEVATION 3



ELEVATION 4

Rev	Revision Description	Date	Rev	Revision Description	Date	Rev	Revision Description	Date
1	FIRST ISSUE	24.9.04						

Drawn	Checked	Date	Scale	Sheet
CC	DB	24.9.04	1:50	1 of 1
CAD File		Drawing No.		Issue
FORM		FORM		1