

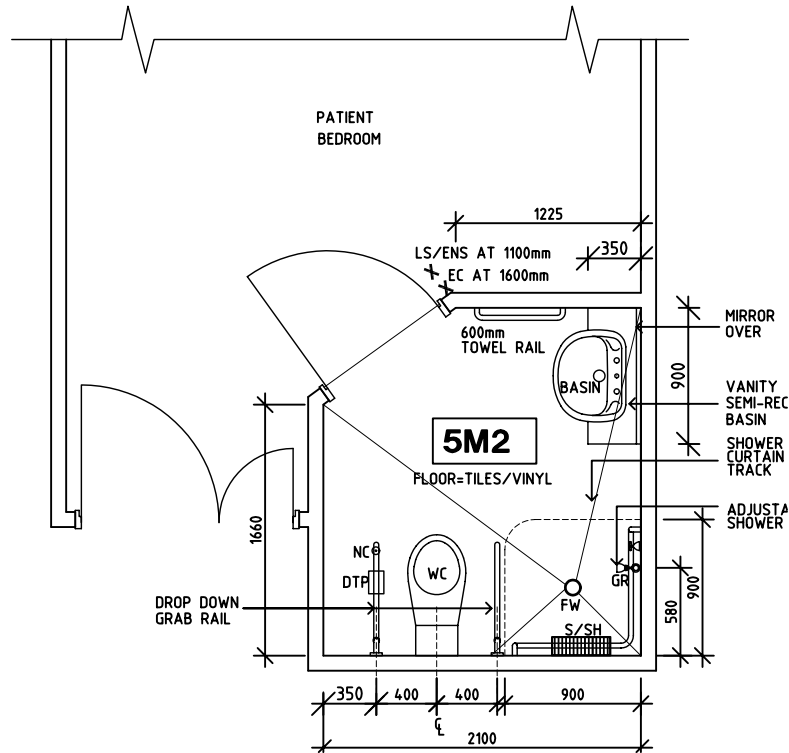
# DGHDP Standard Components

Room Layout Sheet

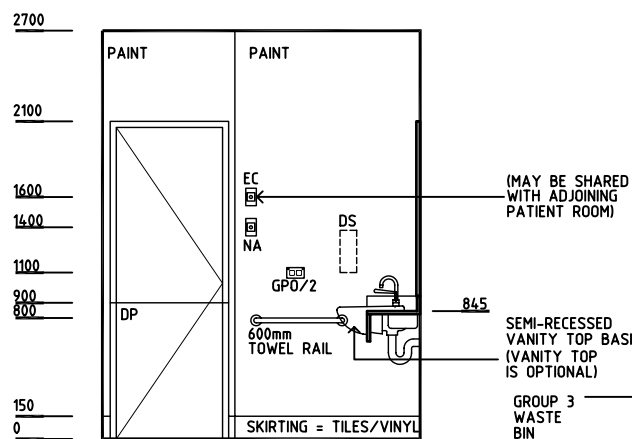
Room Name **Ensuite - Inboard (alternative option)**

ID No **ENS-F**

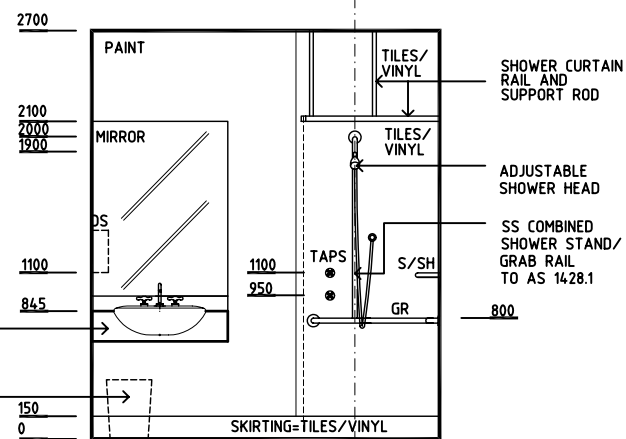
- CH CATHETER HOOK
- COH COAT HOK
- DDG DISPENSER - DISPOSABLE GLOVES
- DP DOOR AND DOOR FRAME PROTECTION
- DS DISPENSER - SOAP
- DTP DISPENSER - TOILET PAPER
- EC EMERGENCY CALL
- FW FLOOR WASTE
- GPO/2 GENERAL POWER OUTLET, DOUBLE
- GPO/C GENERAL POWER OUTLET, CLEANER'S
- GR GRAB RAIL
- IV IV HOOK
- LS LIGHT SWITCH
- NA NURSE ASSIST
- NC NURSE CALL
- S/SH SOAP AND SHAMPOO HOLDER



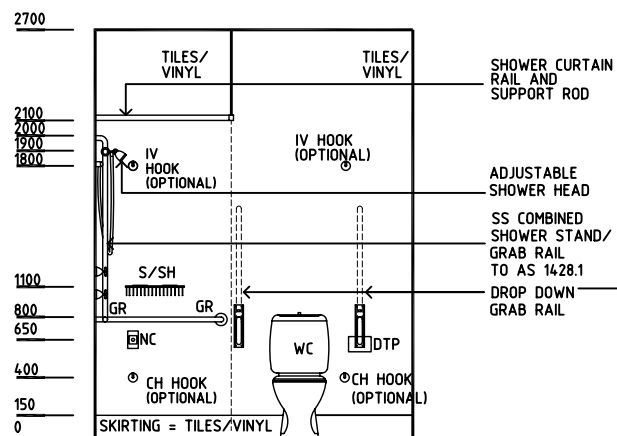
**PLAN**



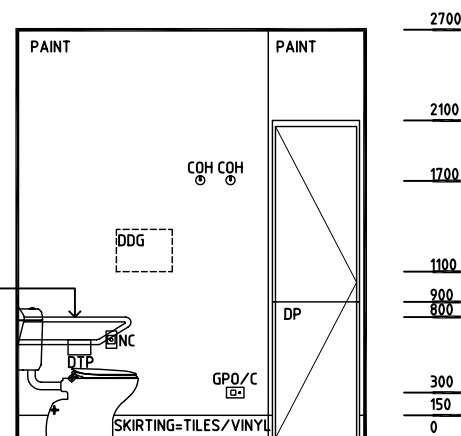
**ELEVATION 1**



**ELEVATION 2**



**ELEVATION 3**



**ELEVATION 4**

Rev	Revision Description	Date	Rev	Revision Description	Date	Rev	Revision Description	Date
1	FIRST ISSUE	22.10.04						

Drawn	Checked	Date	Scale	Sheet
CC	DB	22.10.04	1:50 in A3	1 of 1
CAD File		Drawing No.		Issue
ENS-F		<b>ENS-F</b>		<b>1</b>