

# DGHDP STANDARD COMPONENTS

Room Layout Sheet

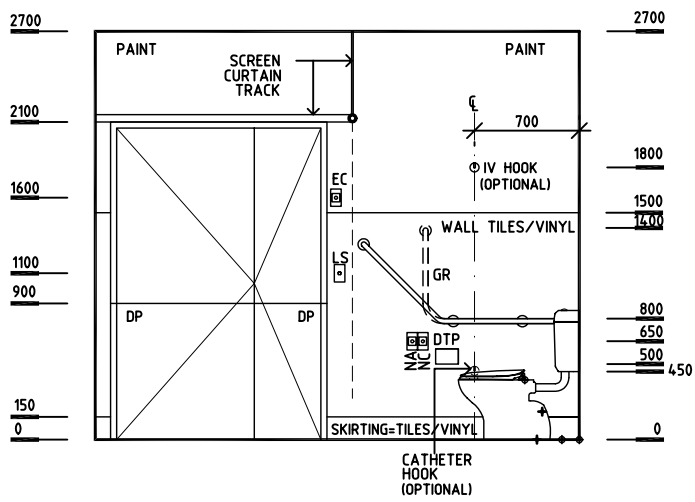
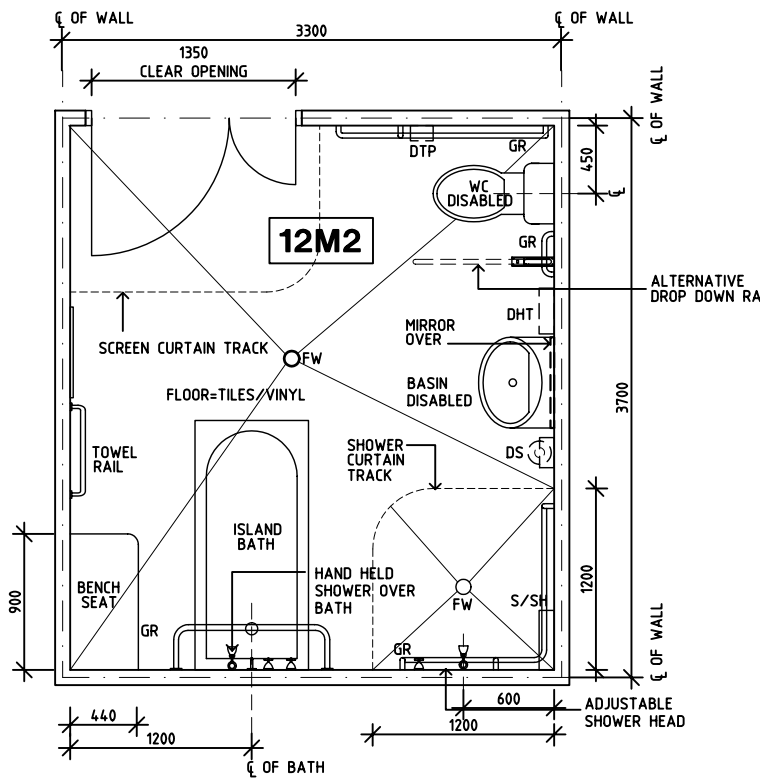
Room Name **Bathroom**

ID No **BATH**

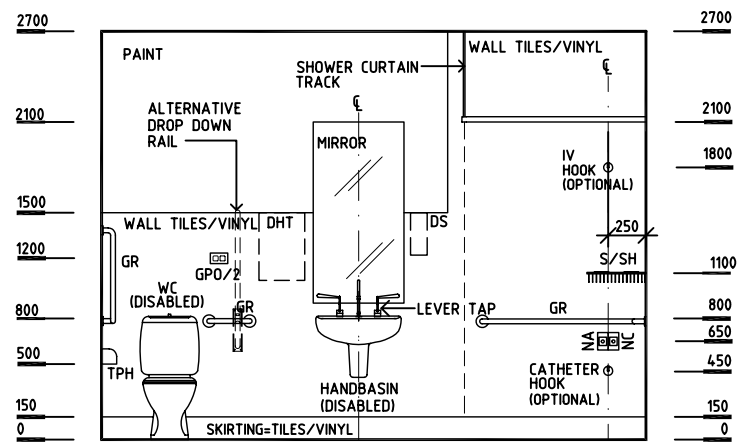
- COH COAT HOOK
- DHT DISPENSER-HAND TOWEL
- DP DOOR AND FRAME PROTECTION
- DS DISPENSER-SOAP
- DTP DISPENSER-TOILET PAPER
- EC EMERGENCY CALL
- FW FLOOR WASTE
- GR GRAB RAIL
- GPO/2 GENERAL PURPOSE OUTLET/DOUBLE
- GPO/C GENERAL PURPOSE OUTLET-CLEANER
- LS LIGHT SWITCH
- NA NURSE/STAFF ASSIST BUTTON
- NC NURSE CALL
- S/SH SOAP/SHAMPOO HOLDER
- WC TOILET



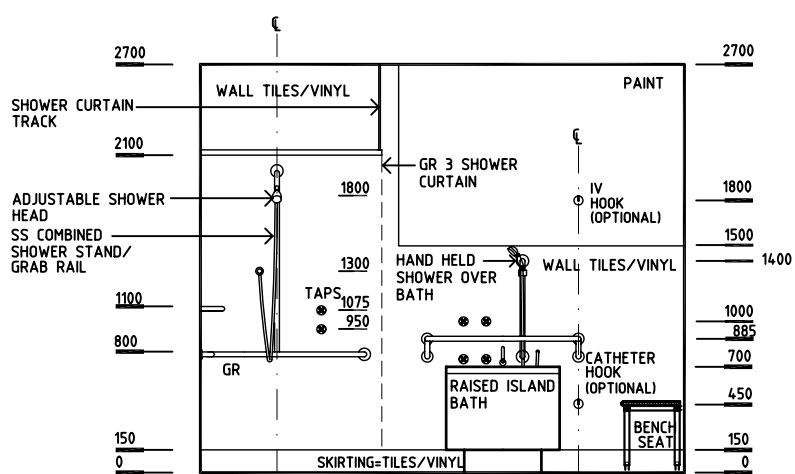
**PLAN**



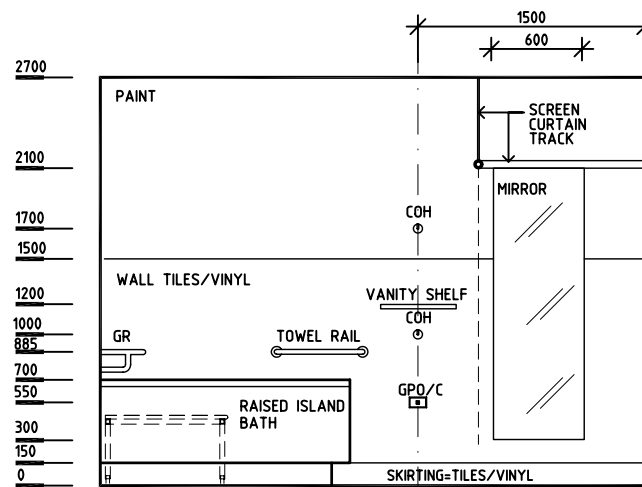
**ELEVATION 1**



**ELEVATION 2**



**ELEVATION 3**



**ELEVATION 4**

Rev	Revision Description	Date	Rev	Revision Description	Date	Rev	Revision Description	Date
1	FIRST ISSUE	16.9.04						
2	DRAWING REVISED	22.10.04						