

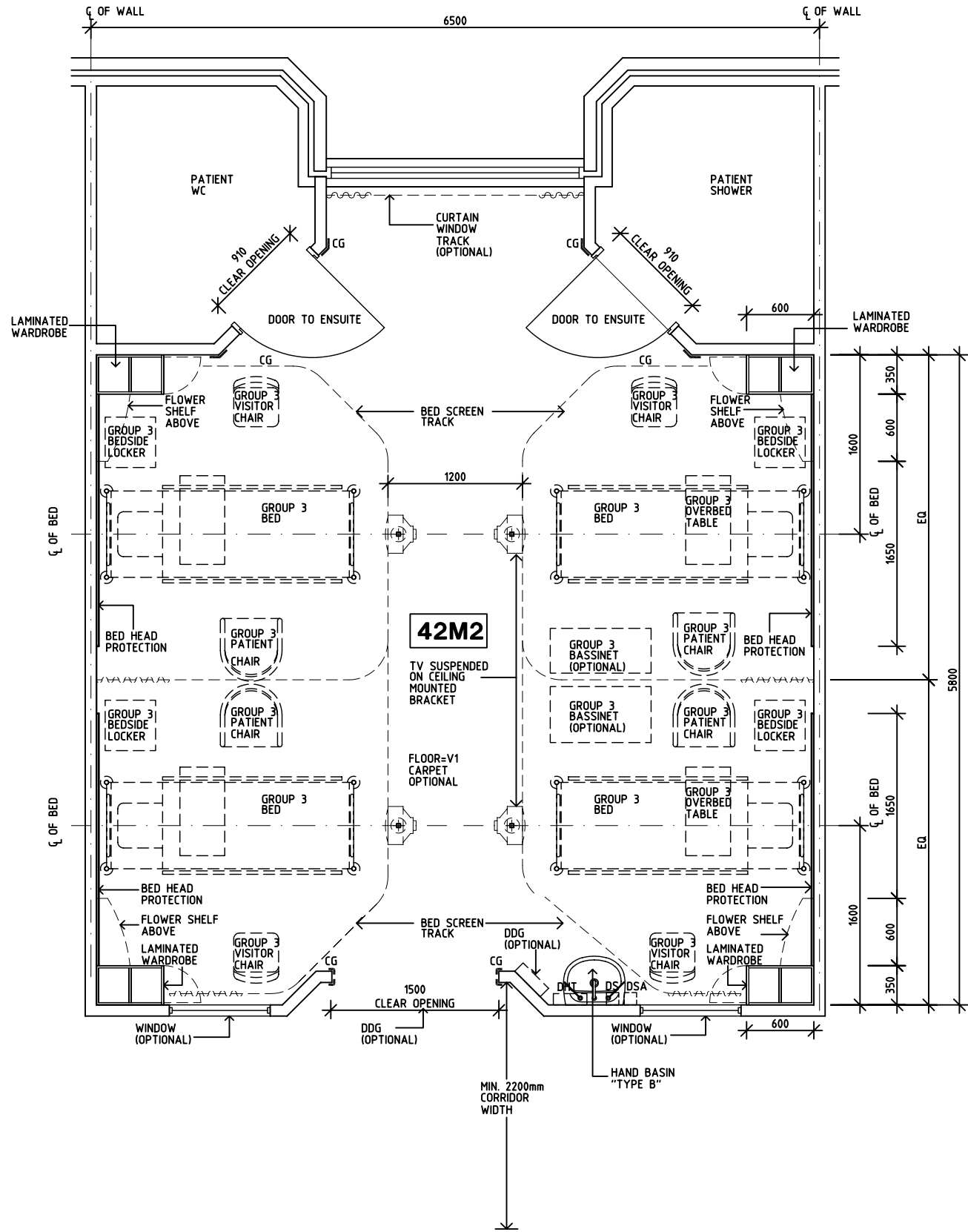
DGHDP STANDARD COMPONENTS

Room Layout Sheet

Room Name **4 Bed Room - Outboard Ensuite**

ID No **4 BR-B**

- AS ADJUSTABLE SHELF
- CG CORNER GUARD
- COM/2 COMMUNICATION OUTLET - DOUBLE
- DDG DISPENSER - DISPOSABLE GLOVES
- DP DOOR AND DOOR FRAME PROTECTION
- EC EMERGENCY CALL
- FS FIXED SHELF
- GPO/1 GENERAL PURPOSE OUTLET-SINGLE
- GPO/1EP EMERGENCY POWER - SINGLE
- LS/B LIGHT SWITCH - BED
- LS/ENS LIGHT SWITCH - SHOWER/WC
- LS/R LIGHT SWITCH - ROOM
- LS/UDL LIGHT SWITCH - UP-DOWN LIGHT
- MA MEDICAL AIR
- NA NURSE ASSIST
- NC NURSE CALL
- O2 OXYGEN
- RCD RESIDUAL CURRENT DEVICE
- S SUCTION
- SK4 FLOOR VINYL COVED SKIRTING
- V1 VINYL FLOORING, STANDARD



PLAN

Rev	Revision Description	Date	Rev	Revision Description	Date	Rev	Revision Description	Date
1	FIRST ISSUE	16.9.04						

Drawn	Checked	Date	Scale	Sheet
CC	DB	16.9.04	1:50 in A3	1 of 2
CAD File		Drawing No.	Issue	
4 BR-B		4 BR-B	1	

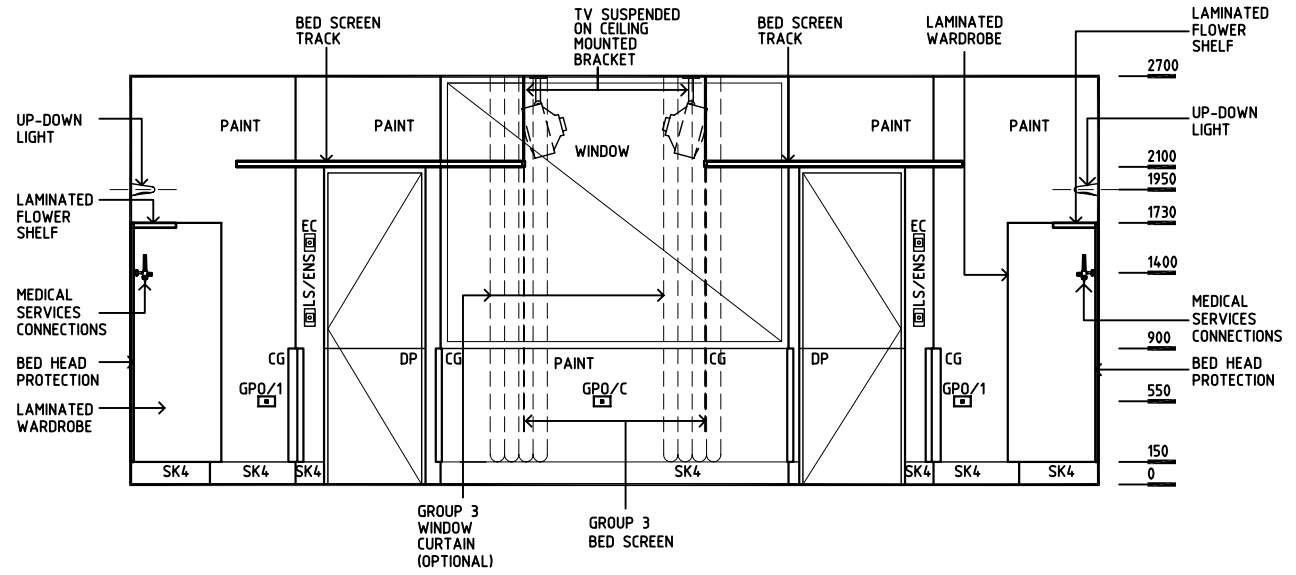
DGHDP STANDARD COMPONENTS

Room Layout Sheet

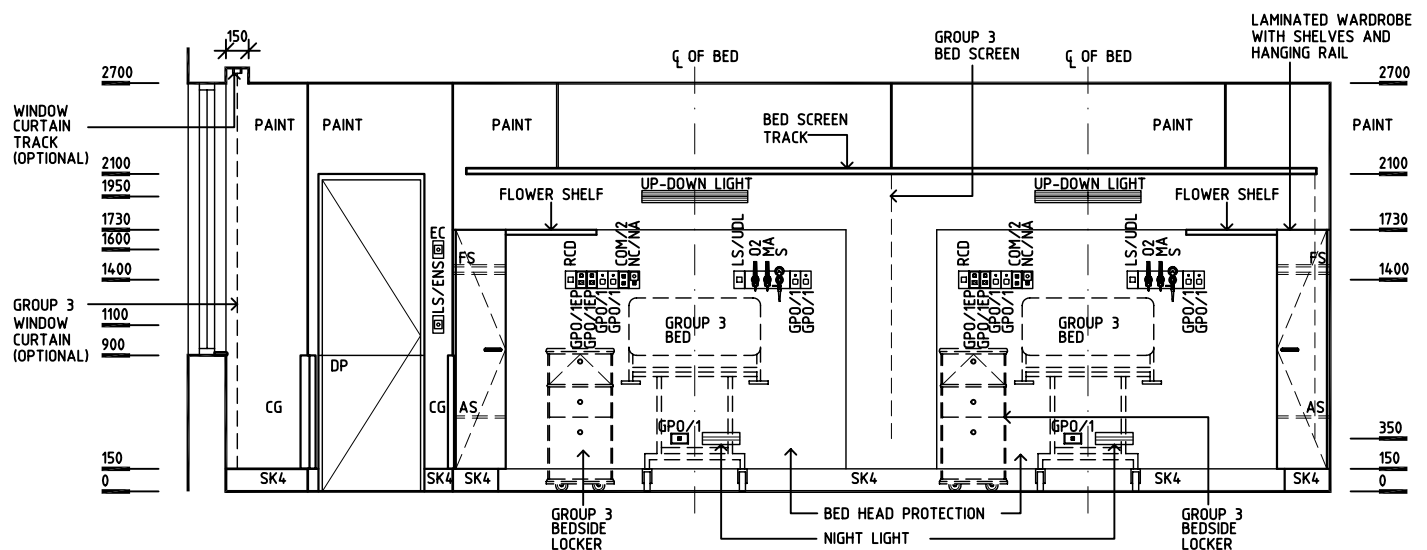
Room Name **4 Bed Room - Outboard Ensuite**

ID No **4 BR-B**

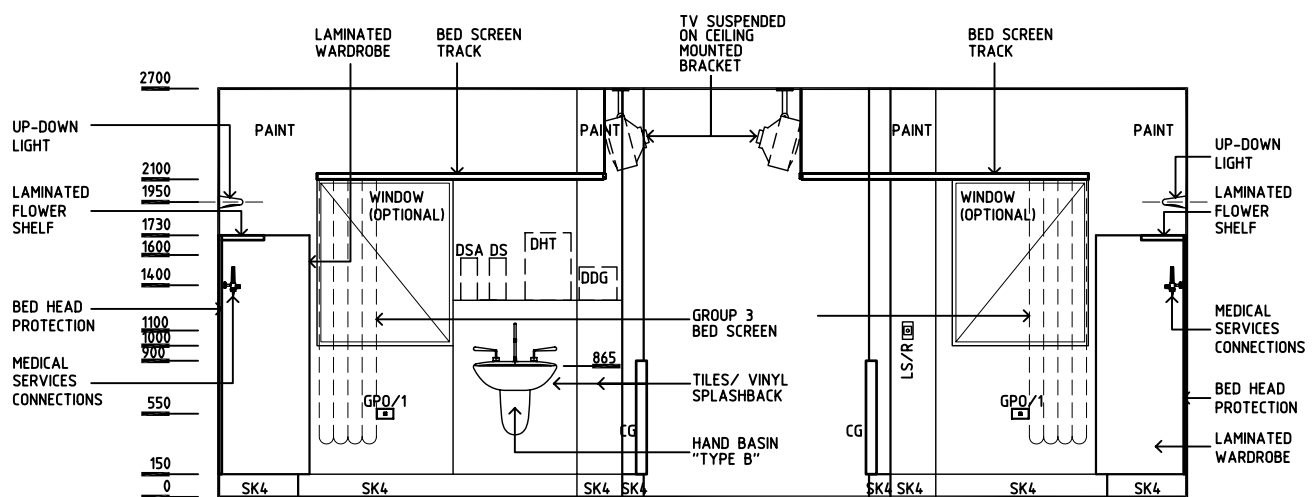
- AS ADJUSTABLE SHELF
- CG CORNER GUARD
- COM/2 COMMUNICATION OUTLET - DOUBLE
- DDG DISPENSER - DISPOSABLE GLOVES
- DP DOOR AND DOOR FRAME PROTECTION
- EC EMERGENCY CALL
- FS FIXED SHELF
- GPO/1 GENERAL PURPOSE OUTLET-SINGLE
- GPO/1EP EMERGENCY POWER - SINGLE
- GPO/C GENERAL PURPOSE OUTLET-CLEANER'S
- LS/B LIGHT SWITCH - BED
- LS/ENS LIGHT SWITCH - SHOWER/WC
- LS/R LIGHT SWITCH - ROOM
- LS/UDL LIGHT SWITCH - UP-DOWN LIGHT
- MA MEDICAL AIR
- NA NURSE ASSIST
- NC NURSE CALL
- O2 OXYGEN
- RCD RESIDUAL CURRENT DEVICE
- S SUCTION
- SK4 FLOOR VINYL COVERED SKIRTING
- V1 VINYL FLOORING, STANDARD



ELEVATION 1



ELEVATION 2



ELEVATION 3

Rev	Revision Description	Date	Rev	Revision Description	Date	Rev	Revision Description	Date
1	FIRST ISSUE	16.9.04						
2	DRAWING REVISED	22.10.04						