

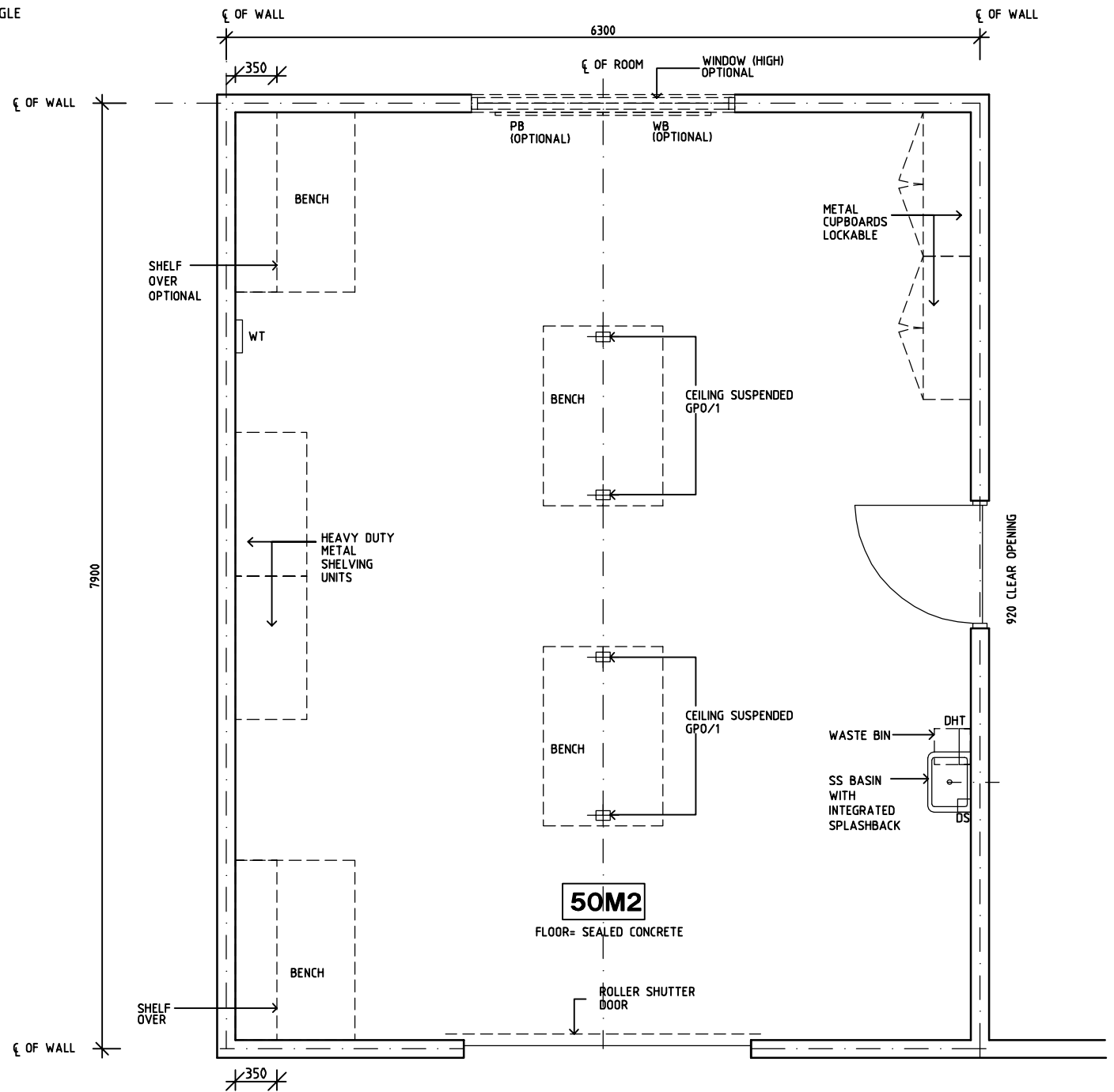
SHARJAH HEALTHCARE CITY STANDARD COMPONENTS

Room Layout Sheet

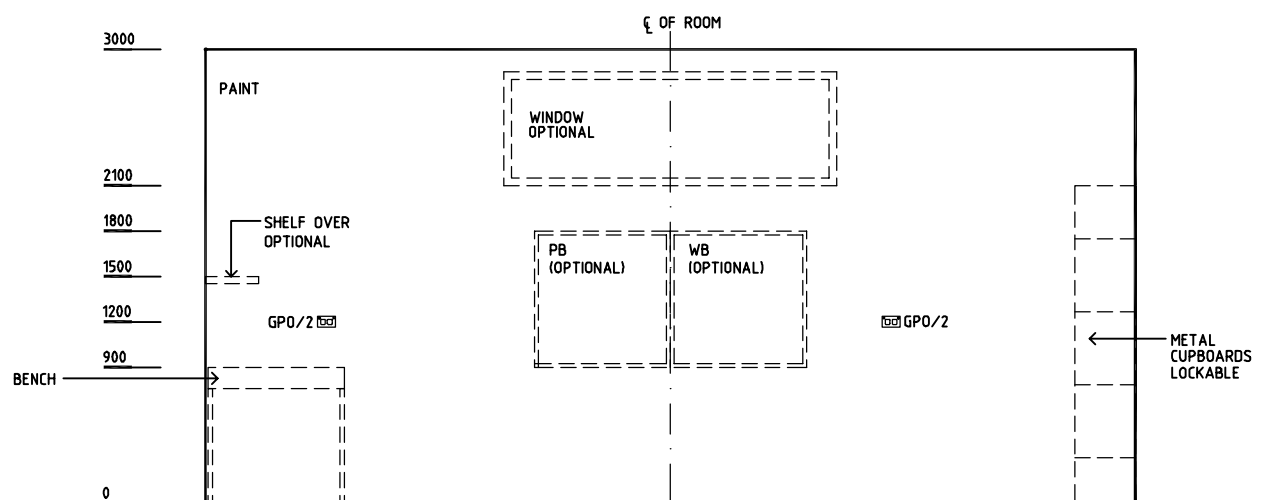
Room Name **Workshop - General Maintenance**

RLS Room Code **WK-GM-SJ**
RDS Room Code **WK-GM-SJ**

- COM/1 COMMUNICATION OUTLET-SINGLE
- COM/2 COMMUNICATION OUTLET-DOUBLE
- DHT DISPENSER - HAND TOWEL
- DP DOOR AND DOOR FRAME PROTECTION
- DS DISPENSER - SOAP
- GPO/1 GENERAL POWER OUTLET - SINGLE
- GPO/2 GENERAL POWER OUTLET - DOUBLE
- GPO/S GENERAL POWER OUTLET - SPECIAL SINGLE
- LS/R LIGHT SWITCH - ROOM
- PB PINBOARD
- SS STAINLESS STEEL
- WB WHITEBOARD
- WT WALL TELEPHONE



PLAN



ELEVATION 1

REV	DESCRIPTION	DATE	BY	REV	DESCRIPTION	DATE	BY	REV	DESCRIPTION	DATE	BY
1	FIRST ISSUE	30.12.13	CCC								

	DESIGNED	APPROVED	DATE	SCALE(S)	SHEET
	CC	DB	30.12.13	1:50 in A3	1 of 2
	CAD FILE NAME		PAPER DRAWING ID		ISSUE
WK-GM-SJ		WK-GM-SJa		1	

This document is for advisory purpose only

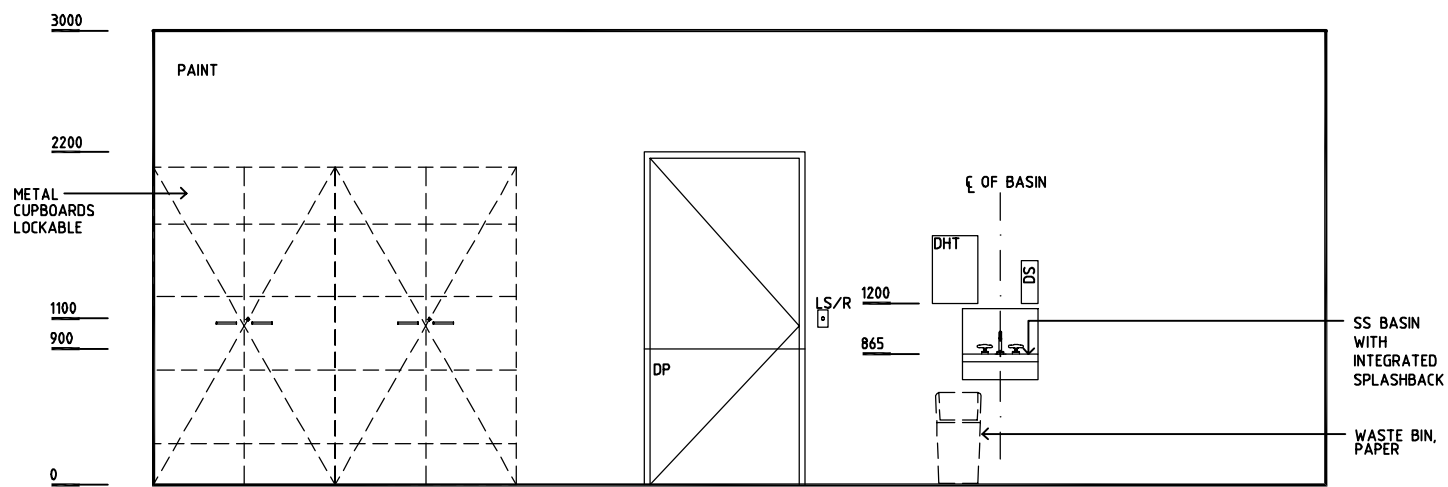
SHARJAH HEALTHCARE CITY STANDARD COMPONENTS

Room Layout Sheet

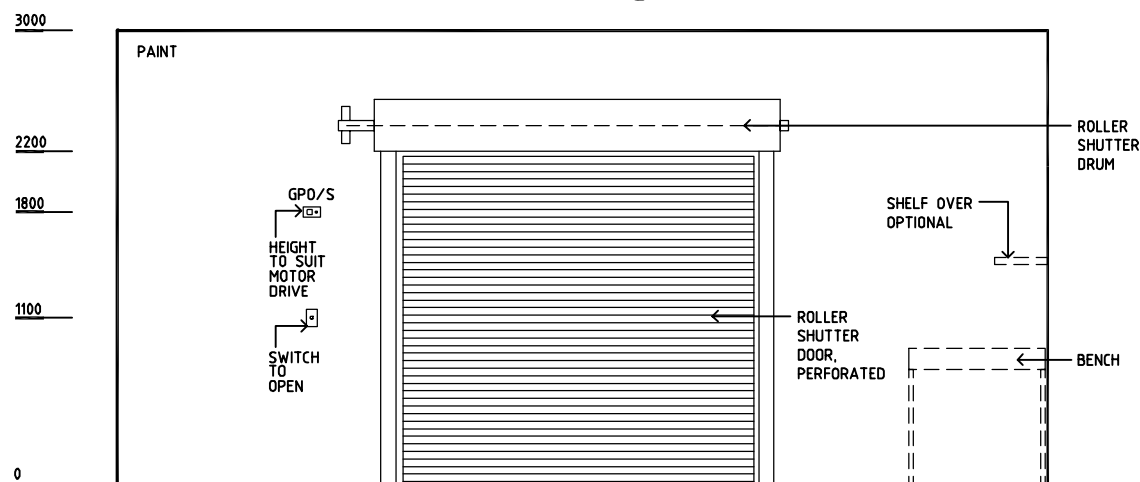
Room Name **Workshop - General Maintenance**

RLS Room Code **WK-GM-SJ**
RDS Room Code **WK-GM-SJ**

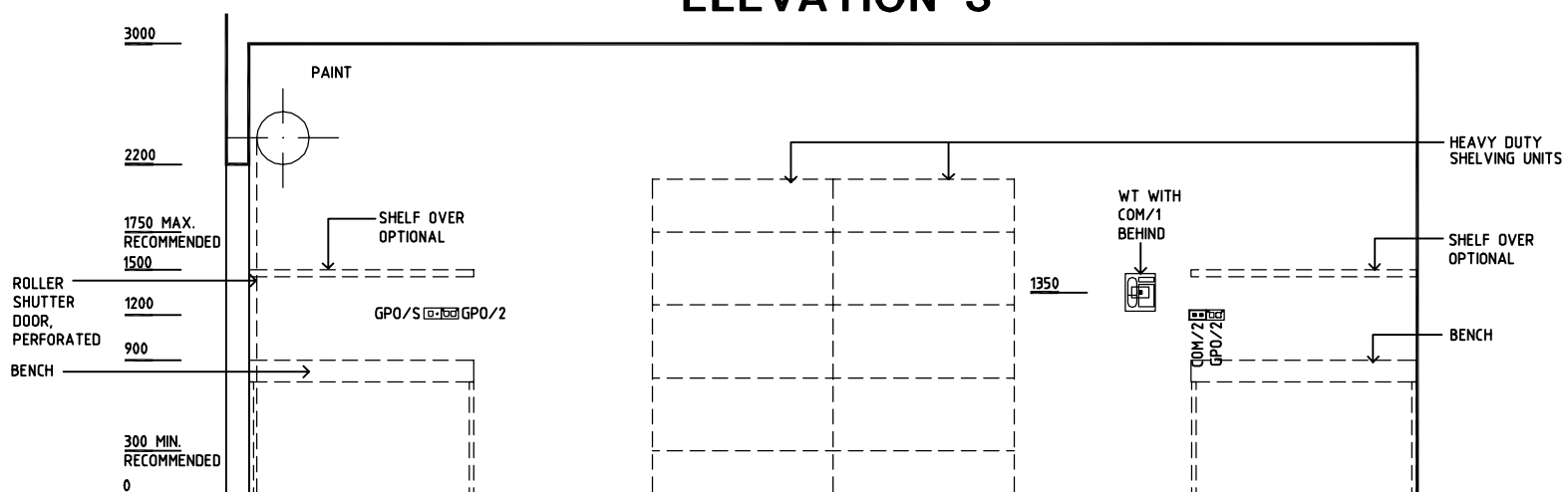
COM/1	COMMUNICATION OUTLET-SINGLE
COM/2	COMMUNICATION OUTLET-DOUBLE
DHT	DISPENSER - HAND TOWEL
DP	DOOR AND DOOR FRAME PROTECTION
DS	DISPENSER - SOAP
GPO/1	GENERAL POWER OUTLET - SINGLE
GPO/2	GENERAL POWER OUTLET - DOUBLE
GPO/S	GENERAL POWER OUTLET - SPECIAL SINGLE
LS/R	LIGHT SWITCH - ROOM
PB	PINBOARD
SS	STAINLESS STEEL
WB	WHITEBOARD
WT	WALL TELEPHONE



ELEVATION 2



ELEVATION 3



ELEVATION 4

REV	DESCRIPTION	DATE	BY	REV	DESCRIPTION	DATE	BY	REV	DESCRIPTION	DATE	BY
1	FIRST ISSUE	30.12.13	CCC								

	DESIGNED	APPROVED	DATE	SCALE(S)	SHEET
	CC	DB	30.12.13	1:50 in A3	2 of 2
	CAD FILE NAME		PAPER DRAWING ID		ISSUE
WK-GM-SJ		WK-GM-SJb		1	

This document is for advisory purpose only