

SHARJAH HEALTHCARE CITY STANDARD COMPONENTS

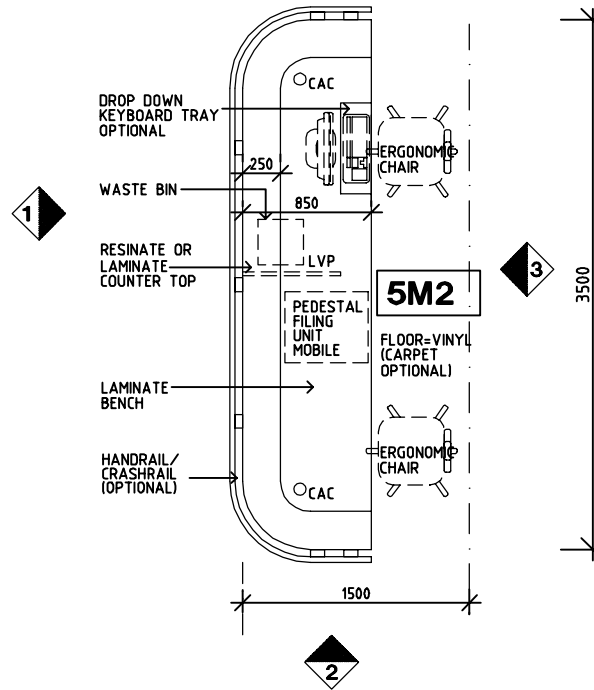
Room Layout Sheet

Room Name **Staff Station, 5m2**

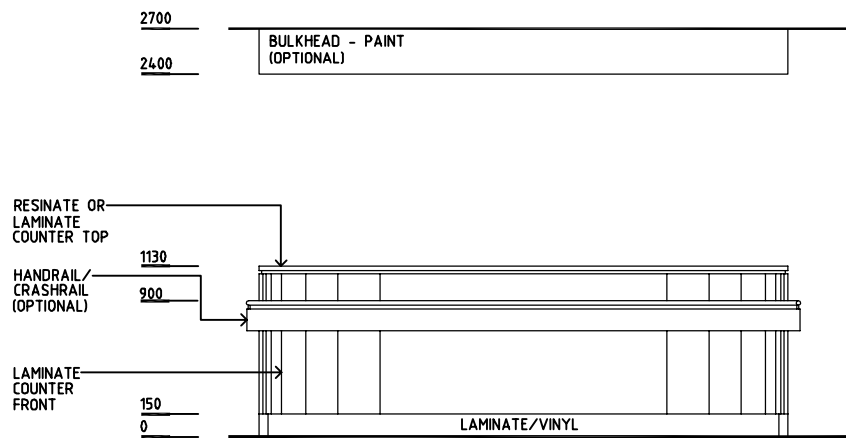
RLS Room Code **SSTN-5-SJ**

RDS Room Code **SSTN-5-SJ**

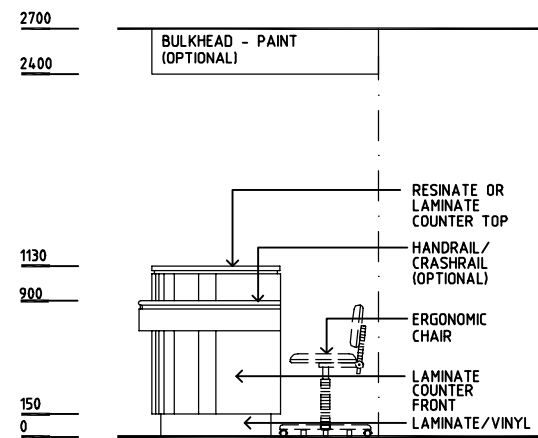
- AS ADJUSTABLE SHELF
- CAC CABLE ACCESS CAP
- COM/2 COMMUNICATION OUTLET - DOUBLE
- GPO/2 GENERAL POWER OUTLET - DOUBLE
- DA DURESS ALARM
- LVP LAMINATED VERTICAL SUPPORT PANEL
- LS/P LIGHT SWITCH - PELMET TASK LIGHTING
- PB PINBOARD
- V1 VINYL FLOORING, STANDARD SLIP RESISTANT



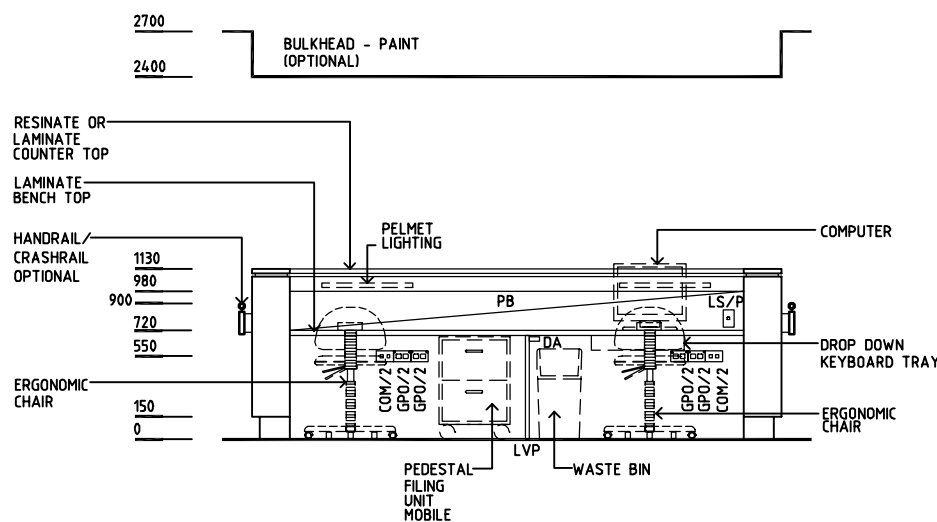
PLAN



ELEVATION 1



ELEVATION 2



ELEVATION 3

REV	DESCRIPTION	DATE	BY	REV	DESCRIPTION	DATE	BY	REV	DESCRIPTION	DATE	BY
1	FIRST ISSUE	14.03.2014	AA								



Sharjah Health Facility Guidelines at:
www.healthdesign.com.au/shcc/hfg
 Editable version of Standard Components on
 Health Facility Briefing System (HFBS) at:
www.healthdesign.com.au
 Provided by TAHPI

DESIGNED	APPROVED	DATE	SCALE(S)	SHEET
CC	DB	30.12.13	1:50 in A3	1 of 1
CAD FILE NAME		PAPER DRAWING ID		ISSUE
SSTN-5-SJ		SSTN-5-SJ		1

This document is for advisory purpose only