

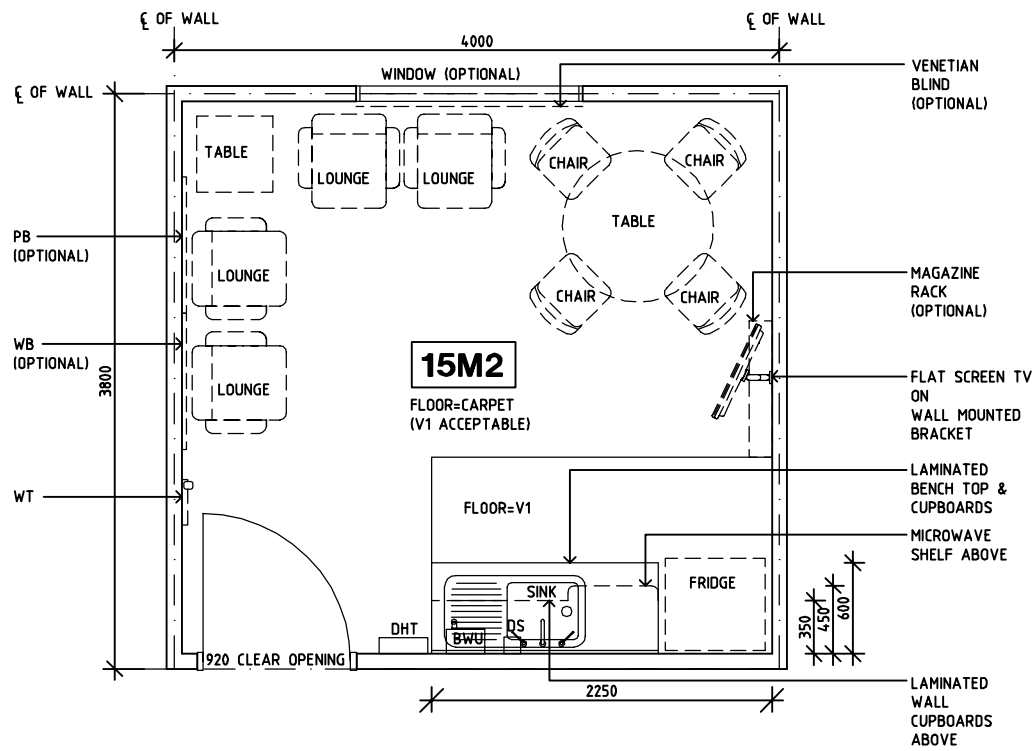
SHARJAH HEALTHCARE CITY STANDARD COMPONENTS

Room Layout Sheet

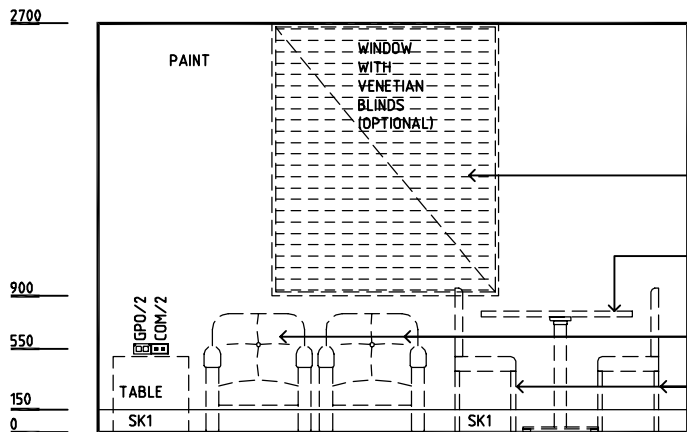
Room Name **Staff Room, 15m2**

RLS Room Code **SRM-15-SJ**
RDS Room Code **SRM-15-SJ**

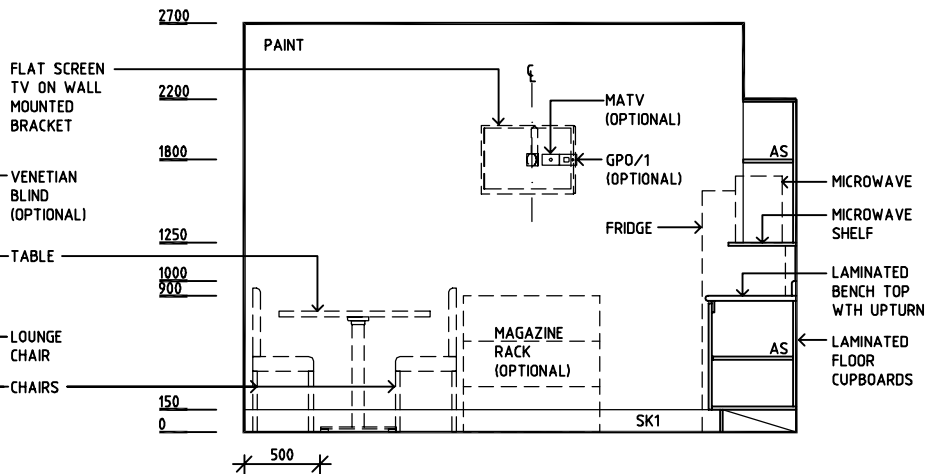
- AS ADJUSTABLE SHELF
- BWU BOILING WATER UNIT
- COM/2 COMMUNICATION OUTLET - DOUBLE
- DHT DISPENSER - HAND TOWEL
- DS DISPENSER - SOAP
- GPO/1 GENERAL POWER OUTLET - SINGLE
- GPO/2 GENERAL POWER OUTLET - DOUBLE
- GPO/S GENERAL POWER OUTLET - SPECIAL
- LS/R LIGHT SWITCH - ROOM
- OP OBSERVATION PANEL
- PB PINBOARD
- MATV TV CONNECTION
- SK1 TIMBER SKIRTING
- V1 VINYL FLOORING, STANDARD SLIP RESISTANT
- WB WHITE BOARD
- WT WALL TELEPHONE



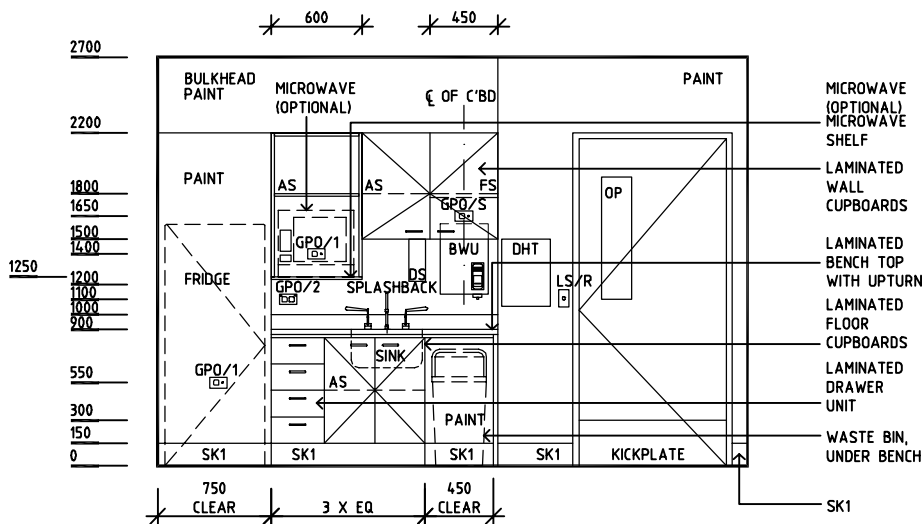
PLAN



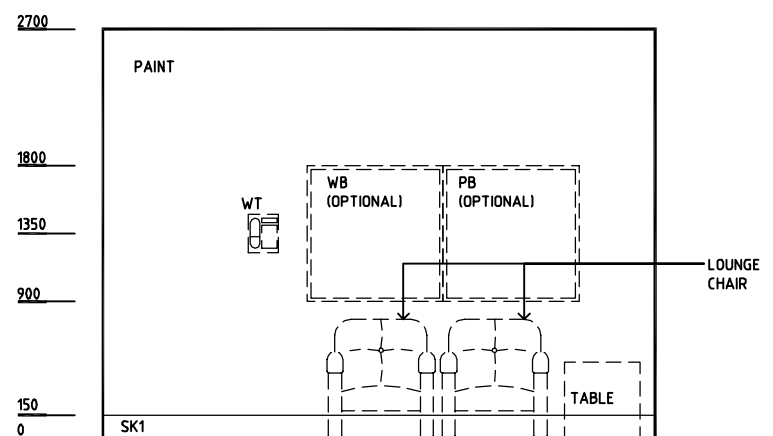
ELEVATION 1



ELEVATION 2



ELEVATION 3



ELEVATION 4

REV	DESCRIPTION	DATE	BY	REV	DESCRIPTION	DATE	BY	REV	DESCRIPTION	DATE	BY
1	FIRST ISSUE	14.03.2014	AA								



Sharjah Health Facility Guidelines at:
www.healthdesign.com.au/shcc/hfg
Editable version of Standard Components on
Health Facility Briefing System (HFBS) at:
www.healthdesign.com.au
Provided by TAHPI

DESIGNED	APPROVED	DATE	SCALE(S)	SHEET
CC	DB	30.12.13	1:50 in A3	1 of 1
CAD FILE NAME		PAPER DRAWING ID		ISSUE
SRM-15-SJ		SRM-15-SJ		1

This document is for advisory purpose only