

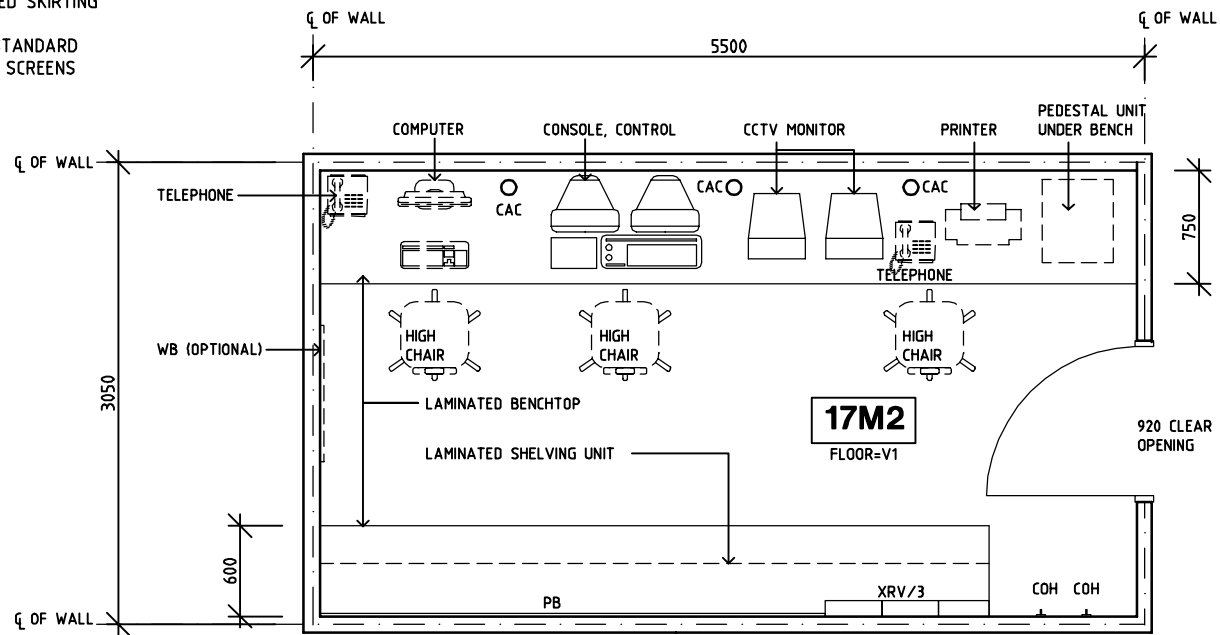
SHARJAH HEALTHCARE CITY STANDARD COMPONENTS

Room Layout Sheet

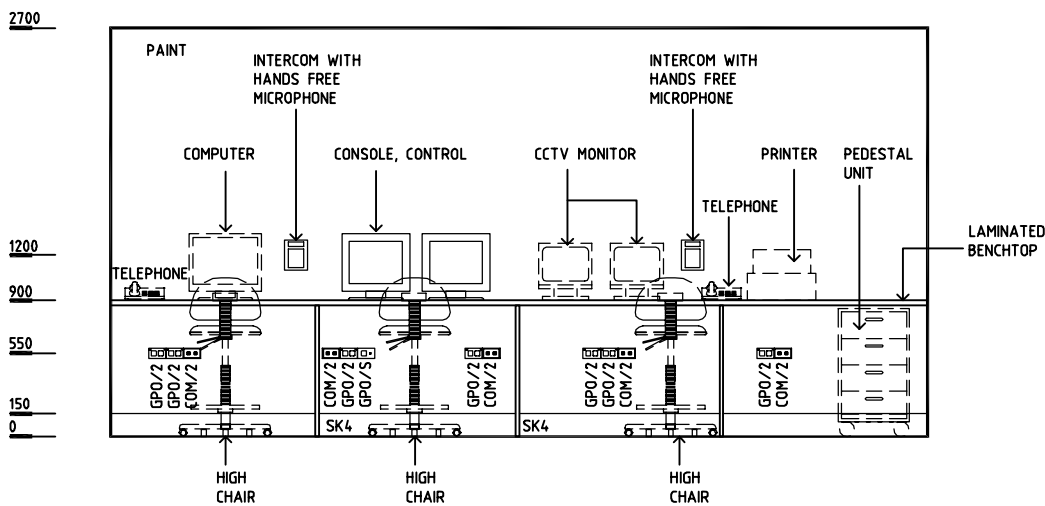
Room Name **Radiotherapy Bunker Control Room**

RLS Room Code **RAD-BCTR-SJ**
RDS Room Code **RAD-BCTR-SJ**

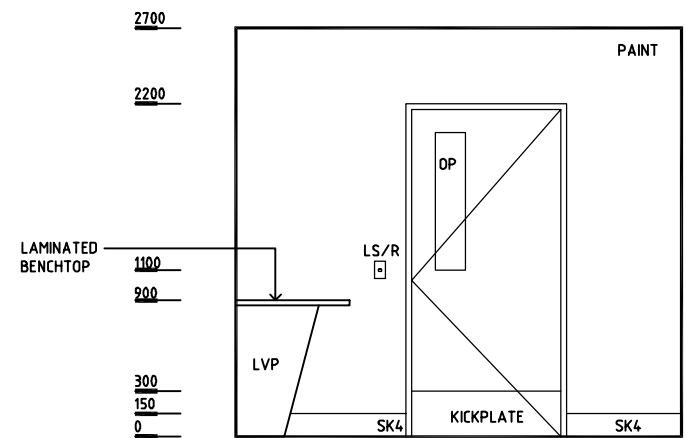
- AS ADJUSTABLE SHELF
- CAC CABLE ACCESS CAP
- COH COAT HOOK
- COM/2 COMMUNICATION OUTLET-DOUBLE
- GPO/2 GENERAL POWER OUTLET-DOUBLE
- GPO/S GENERAL POWER OUTLET-SINGLE
- LS/R LIGHT SWITCH - ROOM
- LVP LAMINATED VERTICAL SUPPORT PANEL
- OP OBSERVATION PANEL
- PB PINBOARD
- SK4 FLOOR VINYL COVERED SKIRTING
- WB WHITEBOARD
- V1 VINYL FLOORING STANDARD
- XRV/3 X-RAY VIEWER, 3 SCREENS



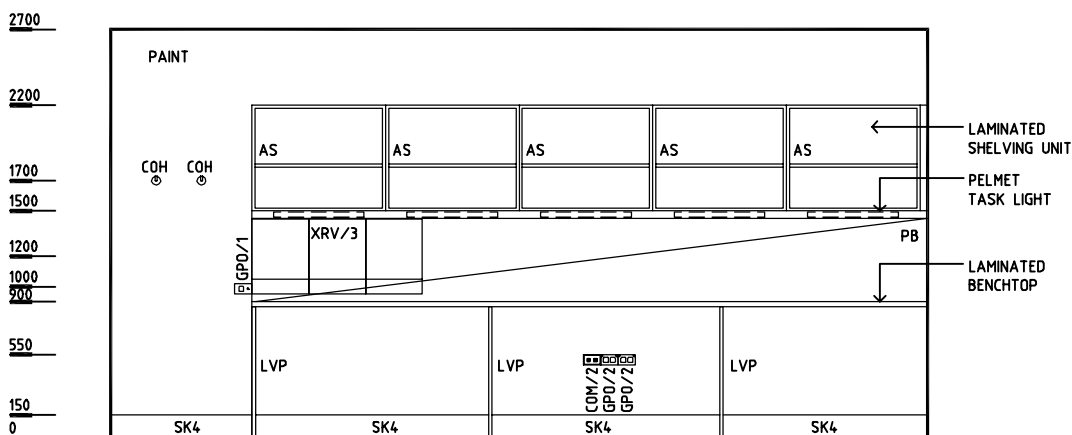
PLAN



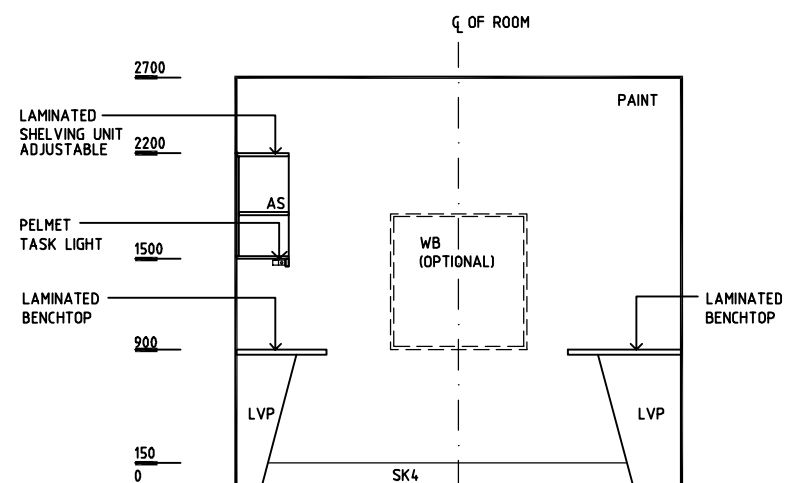
ELEVATION 1



ELEVATION 2



ELEVATION 3



ELEVATION 4

REV	DESCRIPTION	DATE	BY	REV	DESCRIPTION	DATE	BY	REV	DESCRIPTION	DATE	BY
1	FIRST ISSUE	14.03.2014	AA								



Sharjah Health Facility Guidelines at:
www.healthdesign.com.au/shccfg
Editable version of Standard Components on
Health Facility Briefing System (HFBS) at:
www.healthdesign.com.au
Provided by TAHPI

DESIGNED	APPROVED	DATE	SCALE(S)	SHEET
CC	DB	30.12.13	1:50 in A3	1 of 1
CAD FILE NAME		PAPER DRAWING ID		ISSUE
RAD-BCTR-SJ		RAD-BCTR-SJ		1

This document is for advisory purpose only