

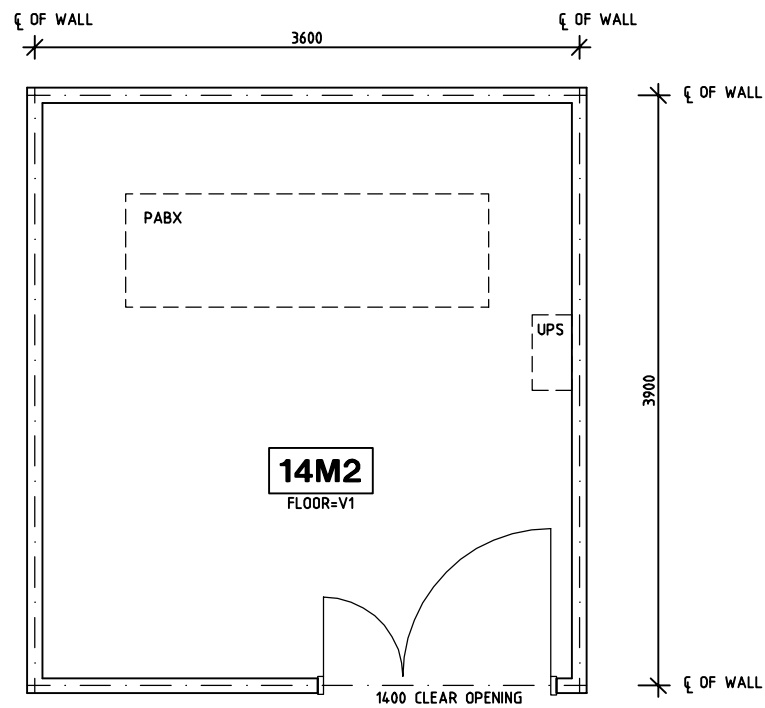
SHARJAH HEALTHCARE CITY STANDARD COMPONENTS

Room Layout Sheet

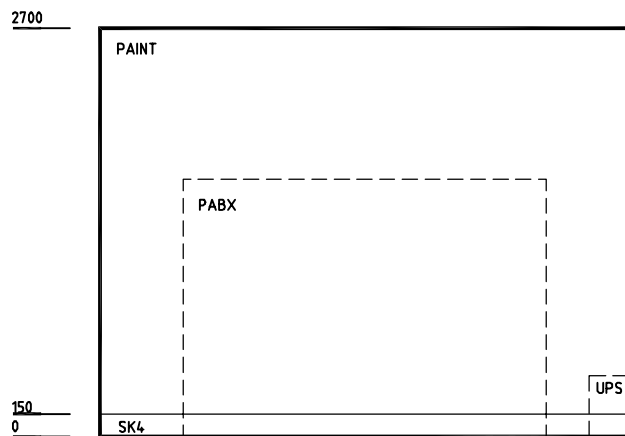
Room Name **PABX Room**

RLS Room Code **PABX-SJ**
RDS Room Code **PABX-SJ**

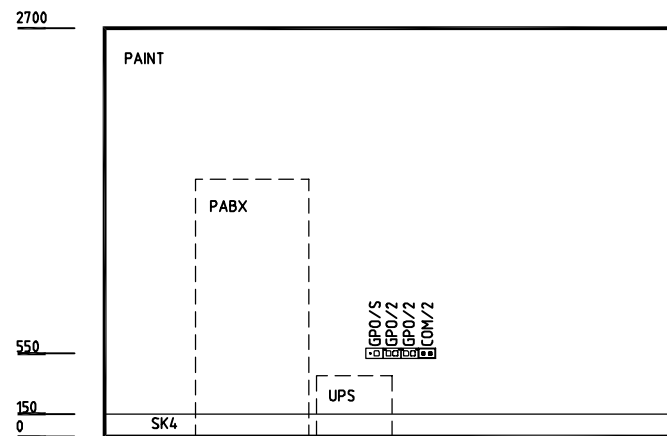
- COM/2 COMMUNICATION OUTLET - DOUBLE
- GPO/2 GENERAL POWER OUTLET - DOUBLE
- GPO/S GENERAL POWER OUTLET - SPECIAL
- LS/R LIGHT SWITCH - ROOM
- SK4 FLOOR VINYL COVERED SKIRTING
- UPS UNINTERRUPTED POWER SUPPLY
- V1 VINYL FLOORING, STANDARD SLIP RESISTANT



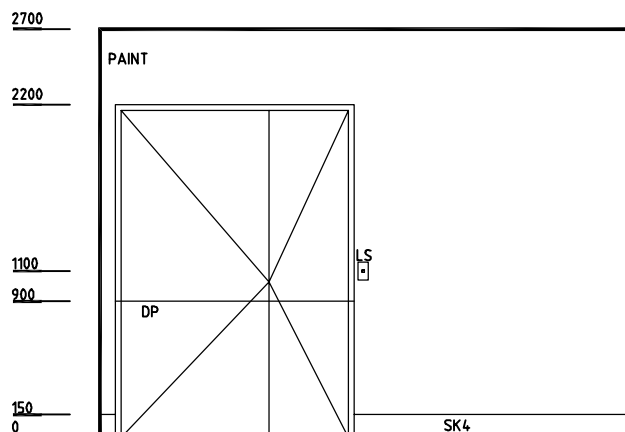
PLAN



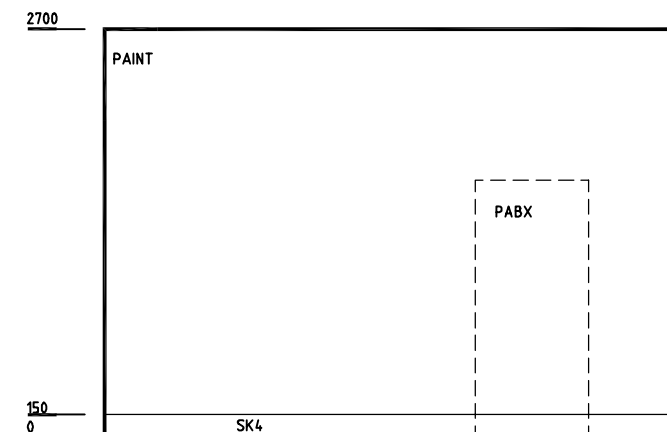
ELEVATION 1



ELEVATION 2



ELEVATION 3



ELEVATION 4

REV	DESCRIPTION	DATE	BY	REV	DESCRIPTION	DATE	BY	REV	DESCRIPTION	DATE	BY
1	FIRST ISSUE	14.03.2014	AA								

SHCC Guidelines	Sharjah Health Facility Guidelines at: www.healthdesign.com.au/shcc/hfg Editable version of Standard Components on Health Facility Briefing System (HFBS) at: www.healthdesign.com.au Provided by TAHPI				DESIGNED	APPROVED	DATE	SCALE(S)	SHEET
	CC	DB	30.12.13	1:50 in A3	1 of 1				
	CAD FILE NAME		PAPER DRAWING ID		ISSUE				
PABX-SJ		PABX-SJ		1					

This document is for advisory purpose only