

SHARJAH HEALTHCARE CITY STANDARD COMPONENTS

Room Layout Sheet

Room Name **Office - Wirte-up Bay, 1m2**

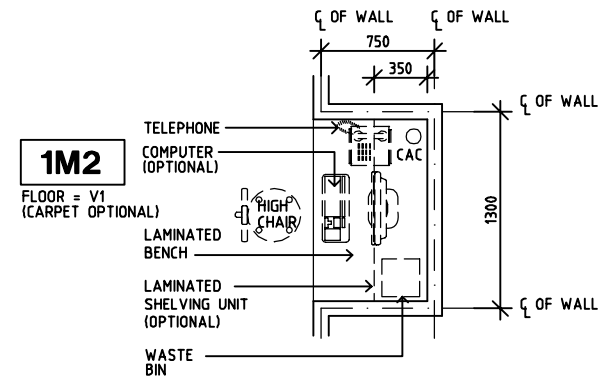
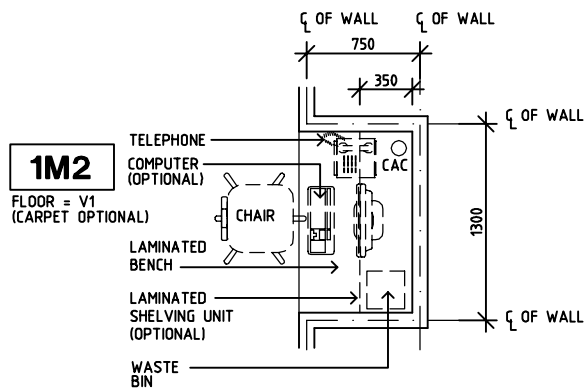
RLS Room Code **OFF-WI-1-SJ**

RDS Room Code **OFF-WI-1-SJ**

- AS ADJUSTABLE SHELF
- CAC CABLE ACCESS CAP
- COM/2 COMMUNICATION OUTLET-DOUBLE
- GPO/2 GENERAL POWER OUTLET-DOUBLE
- PB PINBOARD
- SK4 FLOOR VINYL COVERED SKIRTING
- V1 VINYL FLOORING STANDARD SLIP RESISTANT

OPTION 1 - LOW BENCH

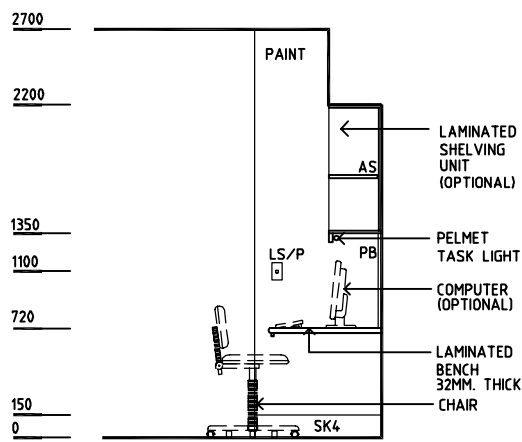
OPTION 2 - HIGH BENCH



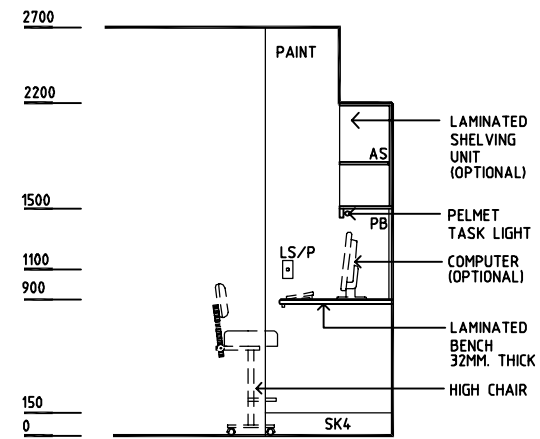
PLAN



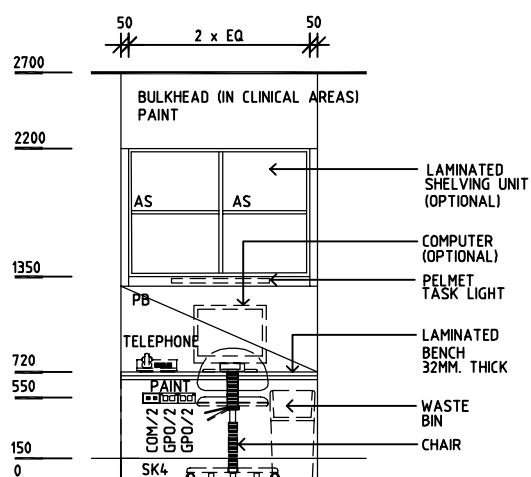
PLAN



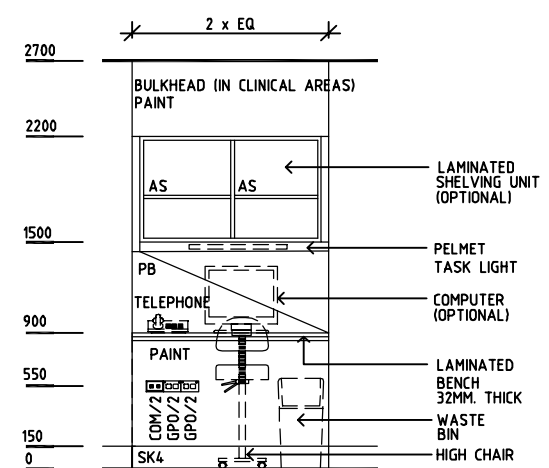
ELEVATION 1



ELEVATION 1



ELEVATION 2



ELEVATION 2

REV	DESCRIPTION	DATE	BY	REV	DESCRIPTION	DATE	BY	REV	DESCRIPTION	DATE	BY
1	FIRST ISSUE	14.03.2014	AA								



Sharjah Health Facility Guidelines at:
www.healthdesign.com.au/shcc/hfg
 Editable version of Standard Components on
 Health Facility Briefing System (HFBS) at:
www.healthdesign.com.au
 Provided by TAHPI

DESIGNED	APPROVED	DATE	SCALE(S)	SHEET
CC	DB	30.12.13	1:50 in A3	1 of 1
CAD FILE NAME		PAPER DRAWING ID		ISSUE
OFF-WI-1-SJ		OFF-WI-1-SJ		1

This document is for advisory purpose only