

# SHARJAH HEALTHCARE CITY STANDARD COMPONENTS

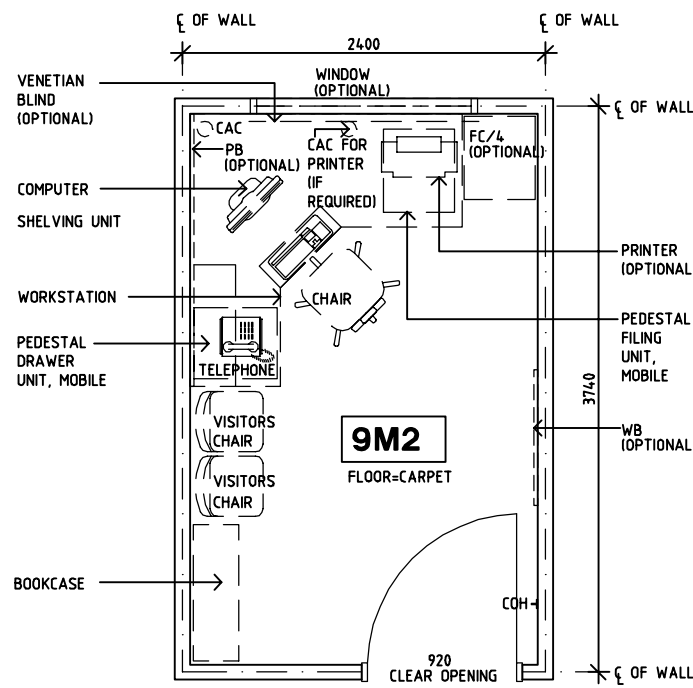
Room Layout Sheet

Room Name **Office - Single Person, 9m2**

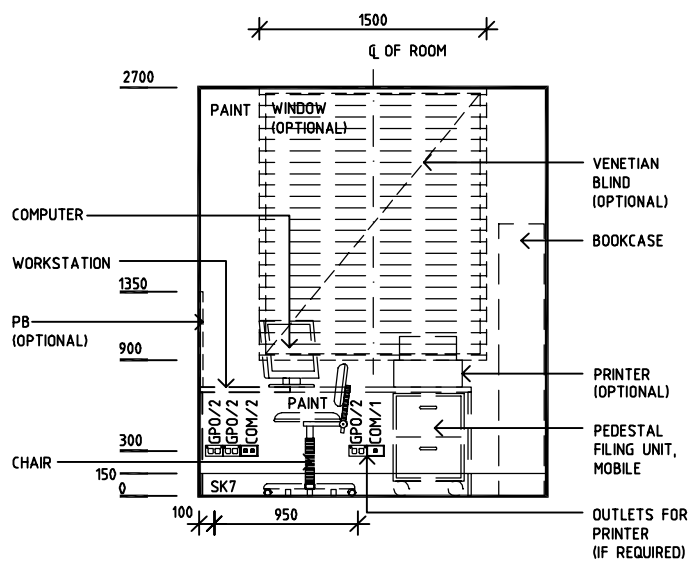
RLS Room Code **OFF-S9-SJ**

RDS Room Code **OFF-S9-SJ**

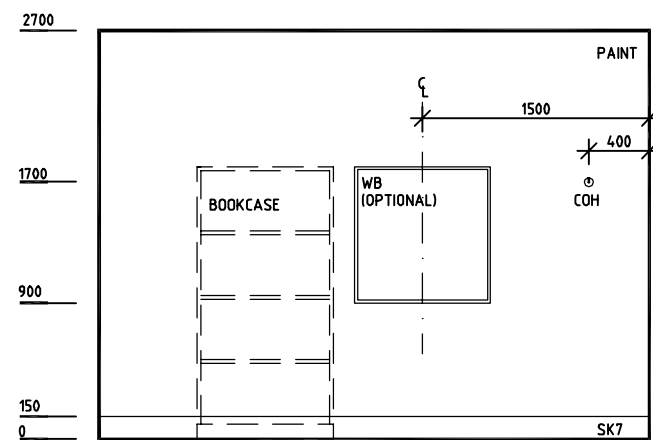
- CAC CABLE ACCESS CAP
- COH COAT HOOK
- COM/1 COMMUNICATION OUTLET - SINGLE
- COM/2 COMMUNICATION OUTLET - DOUBLE
- FC/4 FILING CABINET - 4 DRAWERS
- GPO/2 GENERAL POWER OUTLET - DOUBLE
- LS/R LIGHT SWITCH - ROOM
- PB PINBOARD
- SK7 TIMBER SKIRTING
- WB WHITEBOARD



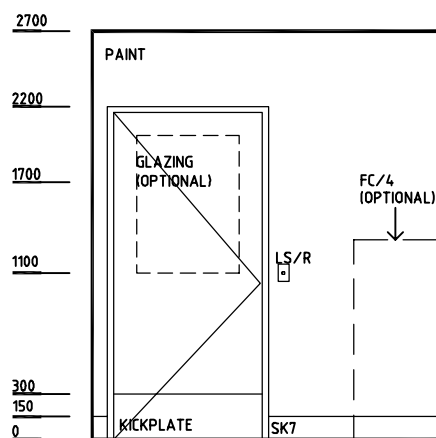
**PLAN**



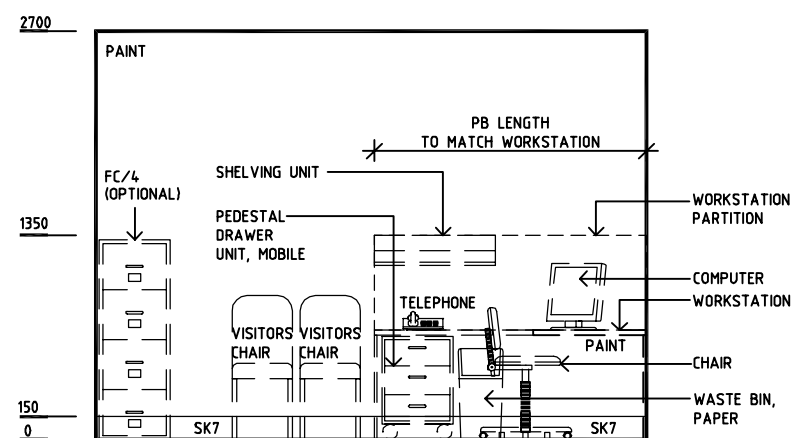
**ELEVATION 1**



**ELEVATION 2**



**ELEVATION 3**



**ELEVATION 4**

REV	DESCRIPTION	DATE	BY	REV	DESCRIPTION	DATE	BY	REV	DESCRIPTION	DATE	BY
1	FIRST ISSUE	14.03.2014	AA								



Sharjah Health Facility Guidelines at:  
[www.healthdesign.com.au/shcc/hfg](http://www.healthdesign.com.au/shcc/hfg)  
 Editable version of Standard Components on  
 Health Facility Briefing System (HFBS) at:  
[www.healthdesign.com.au](http://www.healthdesign.com.au)  
 Provided by TAHPI

DESIGNED	APPROVED	DATE	SCALE(S)	SHEET
CC	DB	30.12.13	1:50 in A3	1 of 1
CAD FILE NAME		PAPER DRAWING ID		ISSUE
OFF-S9-SJ		OFF-S9-SJ		1

This document is for advisory purpose only