

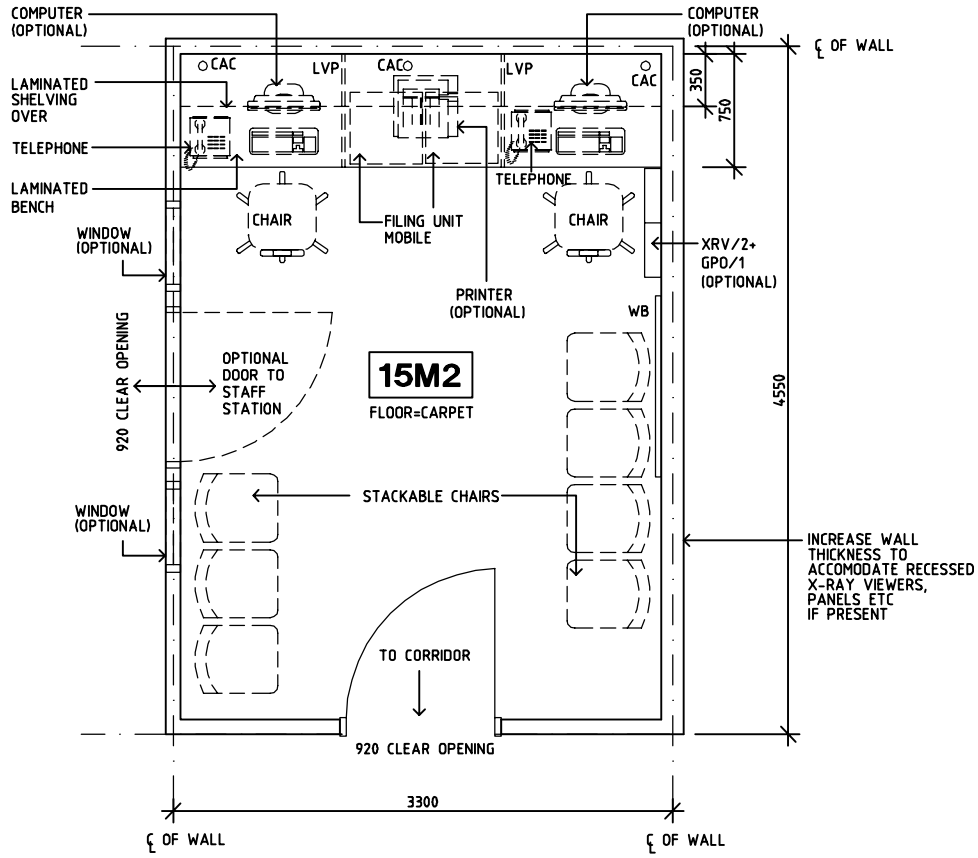
SHARJAH HEALTHCARE CITY STANDARD COMPONENTS

Room Layout Sheet

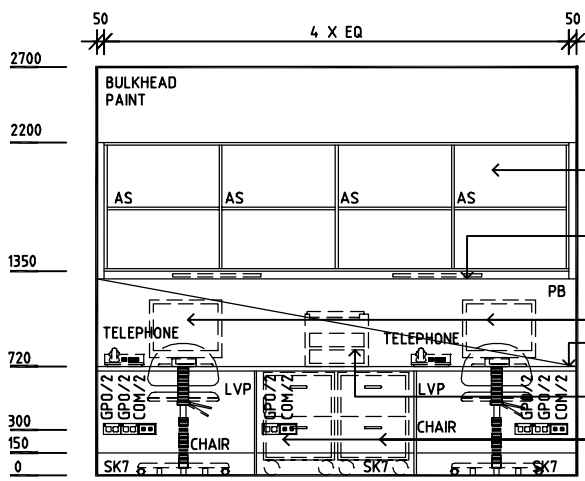
Room Name **Office - Clinical/Handover**

RLS Room Code **OFF-CLN-SJ**
RDS Room Code **OFF-CLN-SJ**

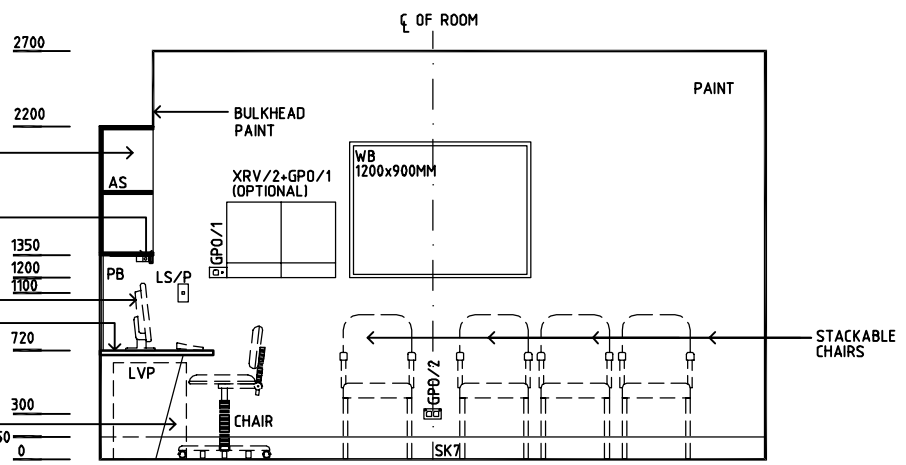
- AS ADJUSTABLE SHELF
- CAC CABLE ACCESS CAP
- COM/2 COMMUNICATION OUTLET - DOUBLE
- FG FIXED GLAZING
- GP0/2 GENERAL POWER OUTLET-DOUBLE
- LS/P LIGHT SWITCH - PELMET TASK LIGHT
- LS/R LIGHT SWITCH - ROOM
- LVP LAMINATED VERTICAL SUPPORT PANEL
- OP OBSERVATION PANEL
- PB PINBOARD
- SK7 TIMBER SKIRTING
- WB WHITEBOARD
- XRV2 XRAY VIEWER 2 SCREENS



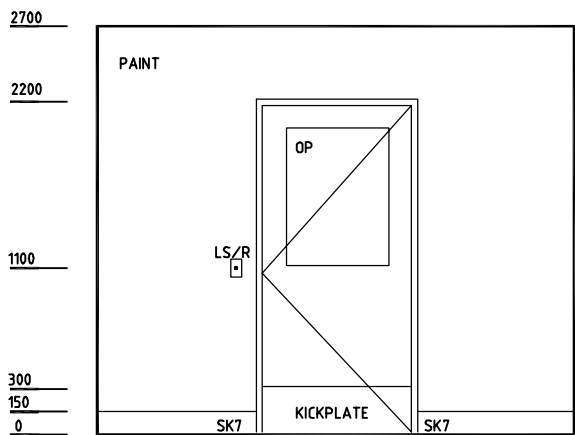
PLAN



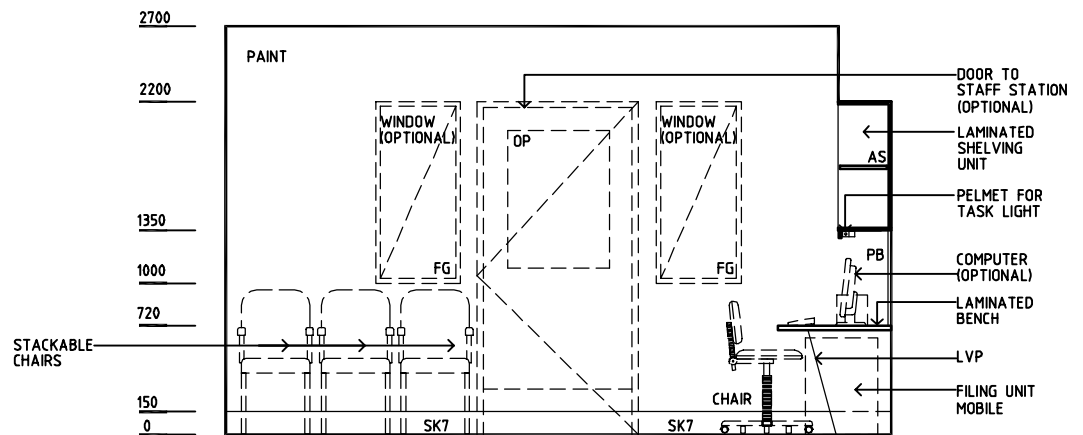
ELEVATION 1



ELEVATION 2



ELEVATION 3



ELEVATION 4

REV	DESCRIPTION	DATE	BY	REV	DESCRIPTION	DATE	BY	REV	DESCRIPTION	DATE	BY
1	FIRST ISSUE	14.03.2014	AA								



Sharjah Health Facility Guidelines at:
www.healthdesign.com.au/shcc/hfg
Editable version of Standard Components on
Health Facility Briefing System (HFBS) at:
www.healthdesign.com.au
Provided by TAHPI

DESIGNED	APPROVED	DATE	SCALE(S)	SHEET
CC	DB	30.12.13	1:50 in A3	1 of 1
CAD FILE NAME		PAPER DRAWING ID		ISSUE
OFF-CLN-SJ		OFF-CLN-SJ		1

This document is for advisory purpose only