

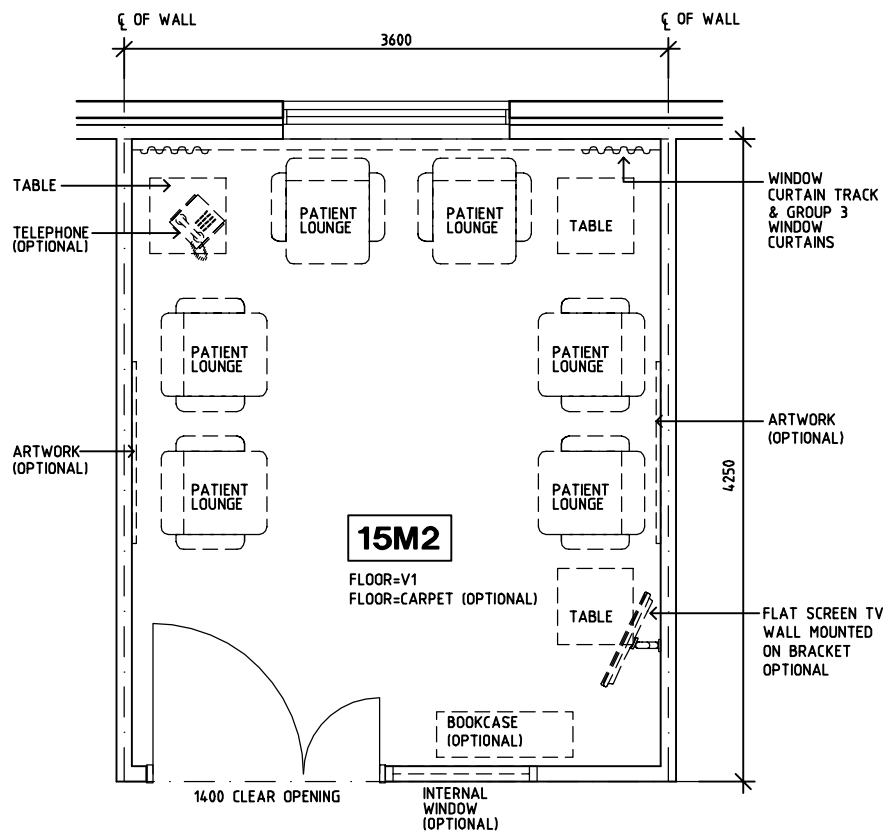
# SHARJAH HEALTHCARE CITY STANDARD COMPONENTS

Room Layout Sheet

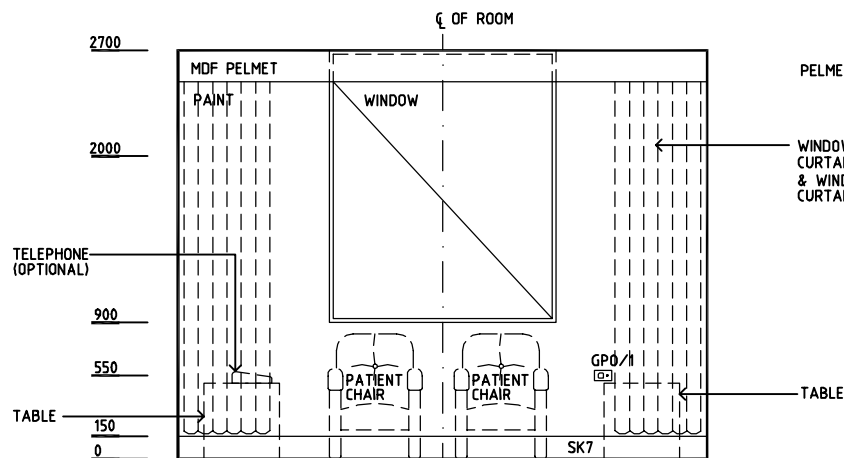
Room Name **Lounge - Patient, 15m2**

RLS Room Code **LNPT-15-SJ**  
RDS Room Code **LNPT-15-SJ**

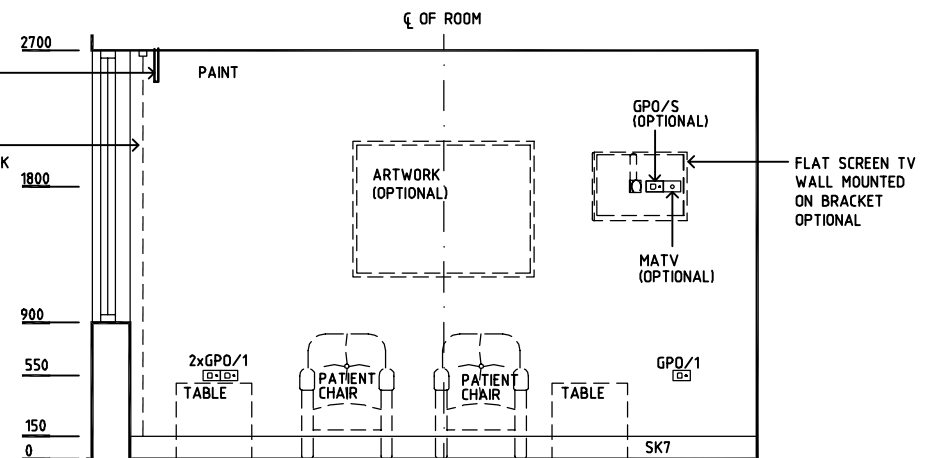
- COM/2 COMMUNICATION OUTLET - DOUBLE
- DP DOOR AND DOOR FRAME PROTECTION
- EC EMERGENCY CALL
- GL GLAZING
- GPO/1 GENERAL POWER OUTLET - SINGLE
- GPO/C GENERAL POWER OUTLET - CLEANER
- GPO/S GENERAL POWER OUTLET - SPECIAL
- LS/R LIGHT SWITCH - ROOM
- MATV MASTER ANTENNA TV
- NA NURSE ASSIST CALL
- NC PATIENT NURSE CALL
- RCD RESIDUAL CURRENT DEVICE
- SK1 TIMBER SKIRTING
- V1 VINYL FLOORING, STANDARD SLIP RESISTANT



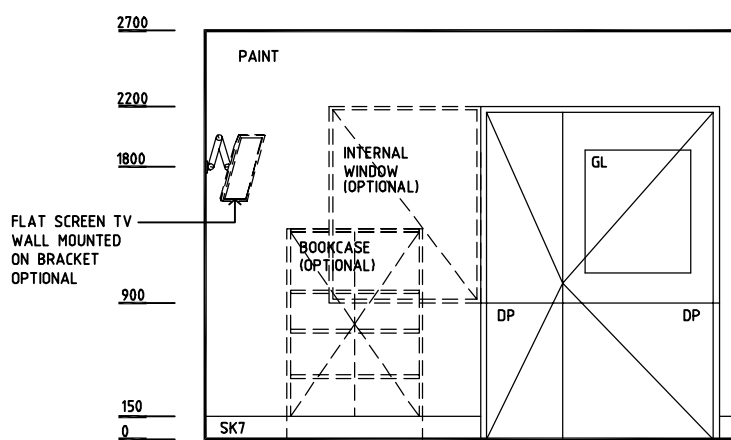
**PLAN**



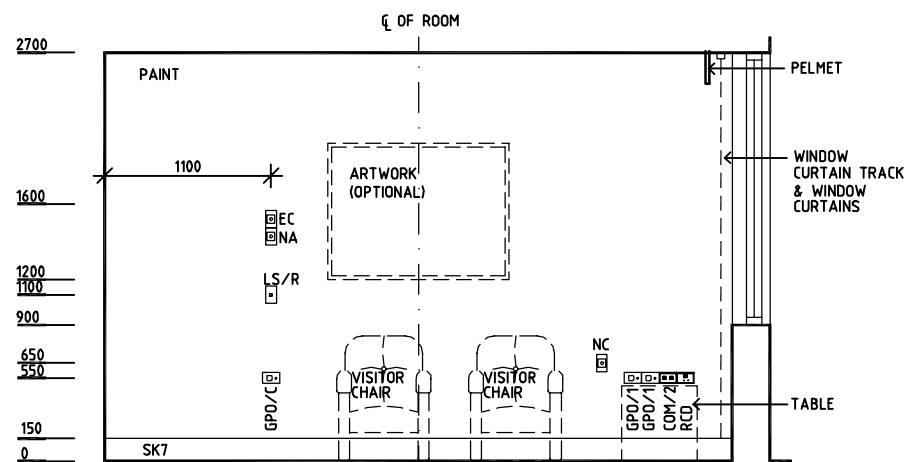
**ELEVATION 1**



**ELEVATION 2**



**ELEVATION 3**



**ELEVATION 4**

REV	DESCRIPTION	DATE	BY	REV	DESCRIPTION	DATE	BY	REV	DESCRIPTION	DATE	BY
1	FIRST ISSUE	14.03.2014	AA								



Sharjah Health Facility Guidelines at:  
www.healthdesign.com.au/shcc/hfg  
Editable version of Standard Components on  
Health Facility Briefing System (HFBS) at:  
www.healthdesign.com.au  
Provided by TAHPI

DESIGNED	APPROVED	DATE	SCALE(S)	SHEET
CC	DB	30.12.13	1:50 in A3	1 of 1
CAD FILE NAME		PAPER DRAWING ID		ISSUE
LNPT-15-SJ		LNPT-15-SJ		1

This document is for advisory purpose only