

SHARJAH HEALTHCARE CITY STANDARD COMPONENTS

Room Layout Sheet

Room Name

CT Scanner - Control Room

RLS Room Code CTCR-SJ
RDS Room Code CTCR-SJ

- COH

COM/2

GPO/2

LS/R

OP

SK4

WB

V1
- COAT HOOK

COMMUNICATION OUTLET - DOUBLE

GENERAL POWER OUTLET - DOUBLE

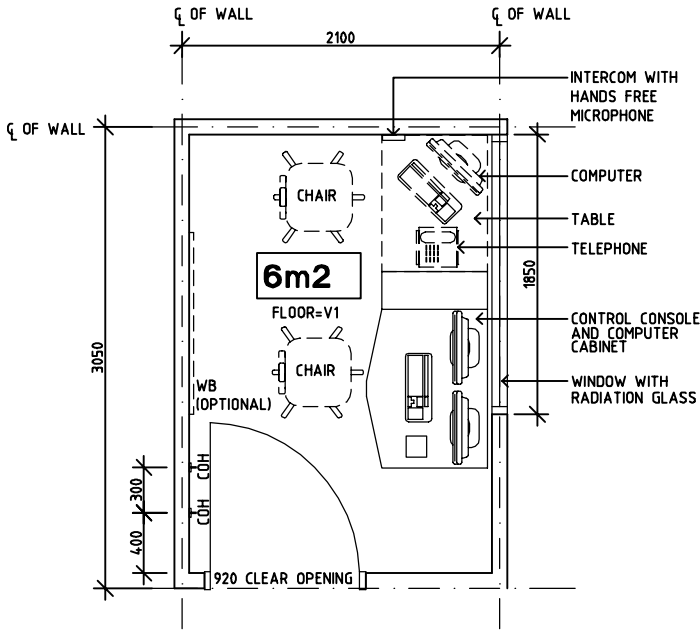
LIGHT SWITCH - ROOM

OBSERVATION PANEL

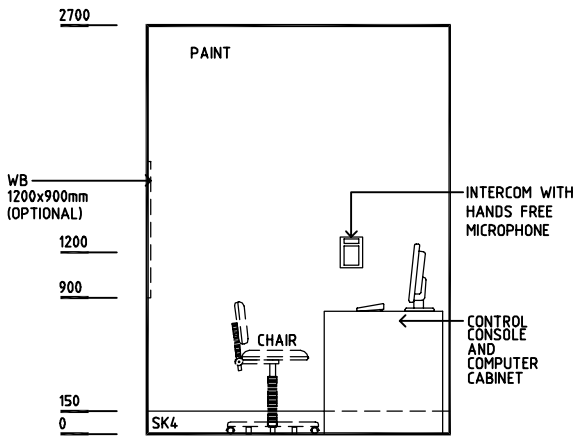
FLOOR VINYL COVED SKIRTING

WHITEBOARD

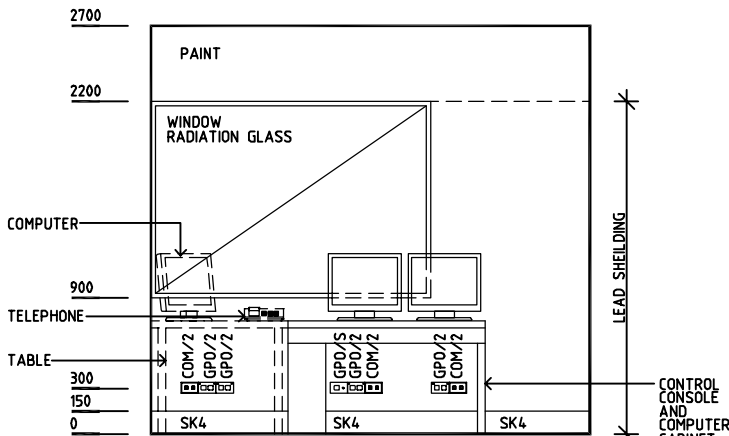
VINYL FLOORING, STANDARD SLIP RESISTANT



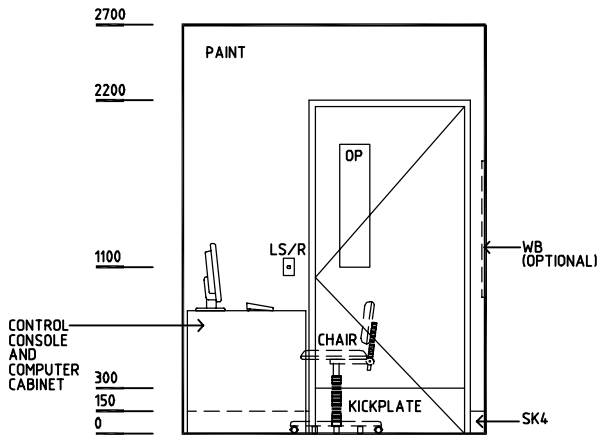
PLAN



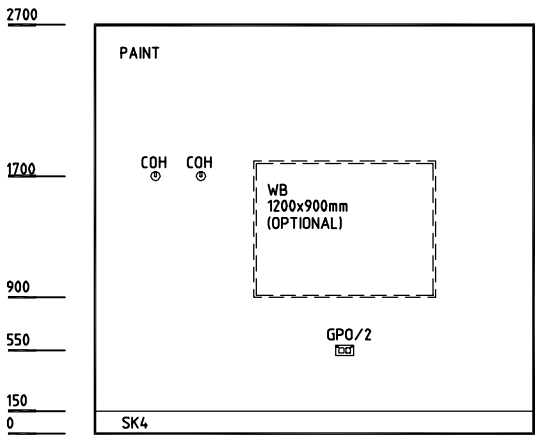
ELEVATION 1



ELEVATION 2



ELEVATION 3



ELEVATION 4

REV	DESCRIPTION	DATE	BY	REV	DESCRIPTION	DATE	BY	REV	DESCRIPTION	DATE	BY
1	FIRST ISSUE	14.03.2014	AA								

	<h1>SHCC Guidelines</h1>	<p>Sharjah Health Facility Guidelines at: www.healthdesign.com.au/shcc/hfg Editable version of Standard Components on Health Facility Briefing System (HFBS) at: www.healthdesign.com.au Provided by TAHPI</p>	DESIGNED	APPROVED	DATE	SCALE(S)	SHEET
			CC	DB	30.12.13	1:50 in A3	1 of 1
			CAD FILE NAME CTCR-SJ		PAPER DRAWING ID CTCR-SJ		ISSUE 1