

SHARJAH HEALTHCARE CITY STANDARD COMPONENTS

Room Layout Sheet

Room Name **ADL Bed Room**

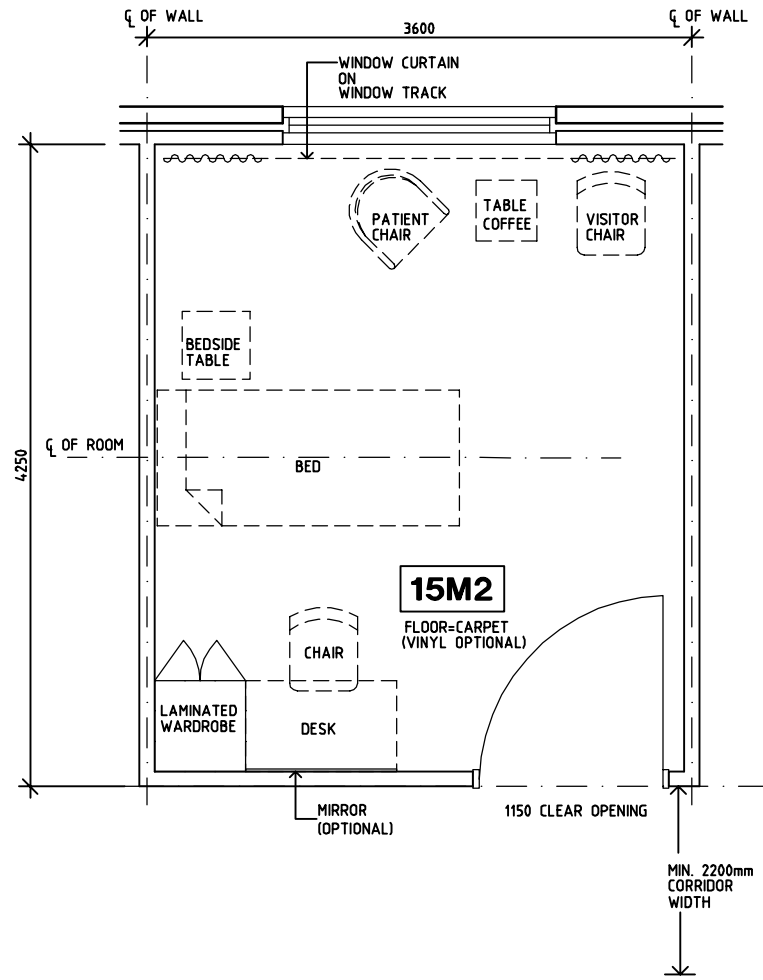
RLS Room Code

ADLBR-SJ

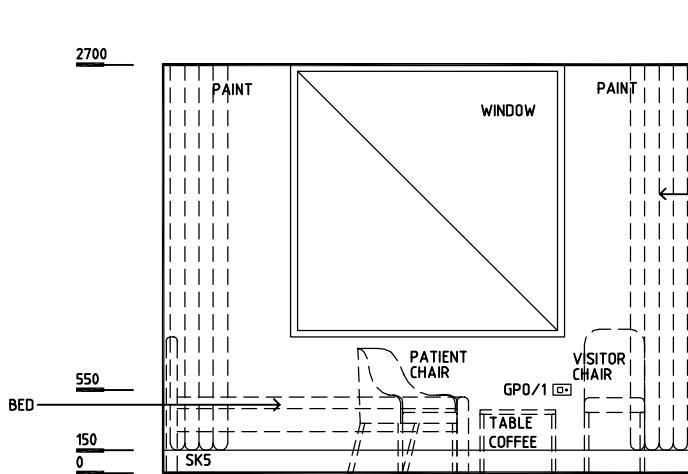
RDS Room Code

ADLBR-SJ

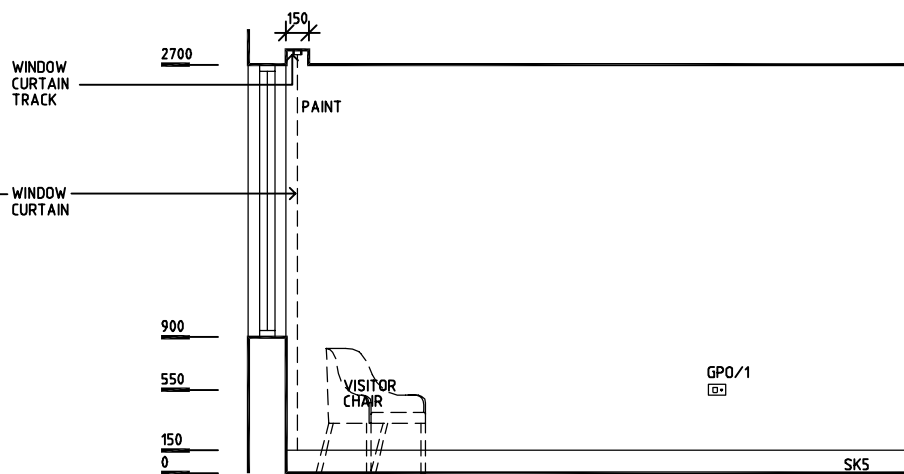
- AS ADJUSTABLE SHELF
- COM/1 COMMUNICATION OUTLET - SINGLE
- DP DOOR AND DOOR FRAME PROTECTION
- FS FIXED SHELF
- GPO/1 GENERAL POWER OUTLET- SINGLE
- GPO/2 GENERAL POWER OUTLET- DOUBLE
- GPO/C GENERAL POWER OUTLET- CLEANER'S
- HGR HANGING RAIL
- LS/R LIGHT SWITCH - ROOM
- LS/RL LIGHT SWITCH - READING LIGHT
- NC PATIENT/NURSE CALL
- NA NURSE ASSIST CALL
- RCD RESIDUAL CURRENT DEVICE
- SK5 FEATHER EDGE VINYL SKIRTING



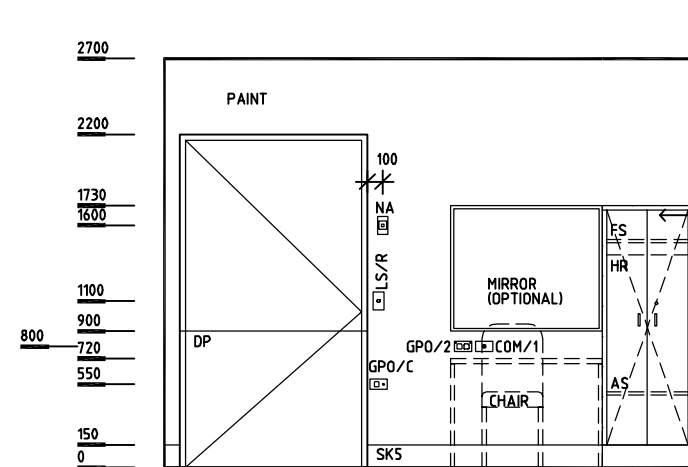
PLAN



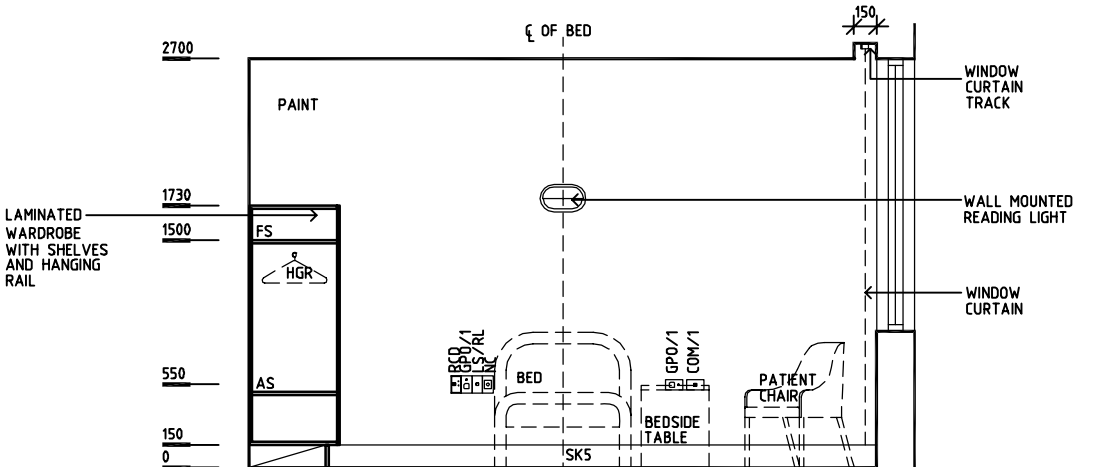
ELEVATION 1



ELEVATION 2



ELEVATION 3



ELEVATION 4

REV	DESCRIPTION	DATE	BY	REV	DESCRIPTION	DATE	BY	REV	DESCRIPTION	DATE	BY
1	FIRST ISSUE	14.03.2014	AA								



Sharjah Health Facility Guidelines at:
www.healthdesign.com.au/shcc/hfg
 Editable version of Standard Components on
 Health Facility Briefing System (HFBS) at:
www.healthdesign.com.au
 Provided by TAHPI

DESIGNED	APPROVED	DATE	SCALE(S)	SHEET
CC	DB	30.12.13	1:50 in A3	1 of 1
CAD FILE NAME		PAPER DRAWING ID		ISSUE
ADLBR-SJ		ADLBR-SJ		1

This document is for advisory purpose only