

# NSW HFG STANDARD COMPONENTS

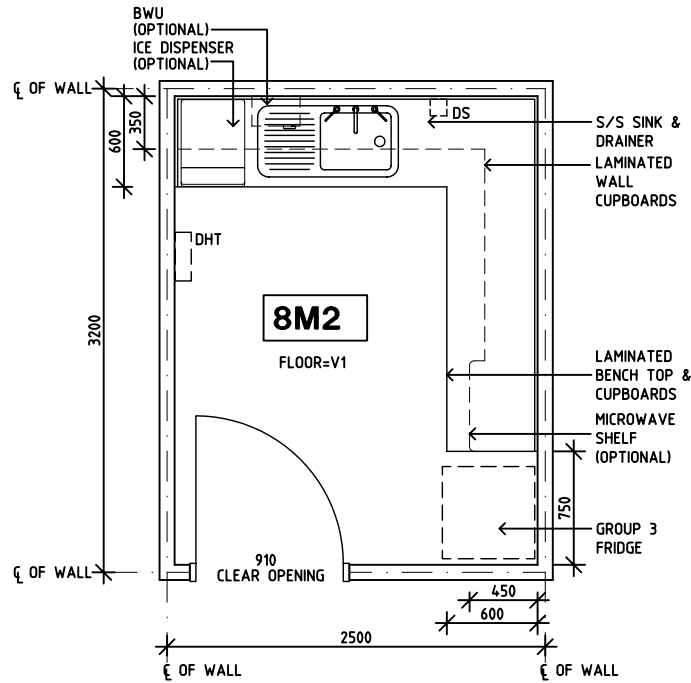
Room Layout Sheet

Room Name **Pantry**

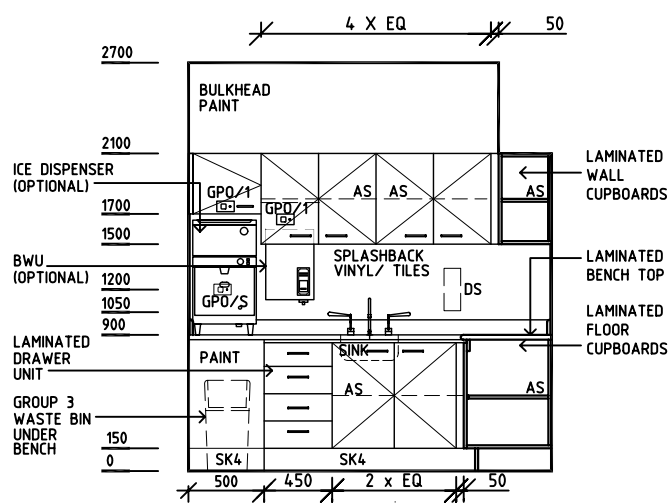
RLS Room Code **PTRY**

RDS Room Code **PTRY**

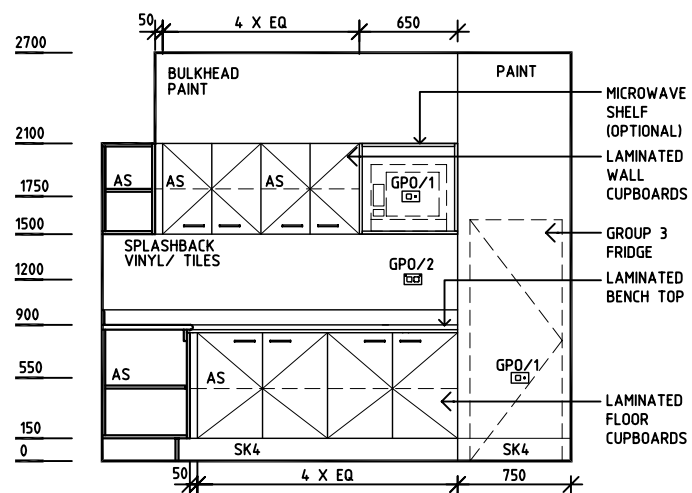
- AS ADJUSTABLE SHELF
- BWU BOILING WATER UNIT
- DHT DISPENSER - HAND TOWEL
- DP DOOR & DOOR FRAME PROTECTION
- DS DISPENSER - SOAP
- GPO/1 GENERAL PURPOSE OUTLET-SINGLE
- GPO/2 GENERAL PURPOSE OUTLET-DOUBLE
- LS LIGHT SWITCH
- OP OBSERVATION PANEL
- SK4 FLOOR VINYL COVERED SKIRTING
- V1 VINYL FLOORING, STANDARD



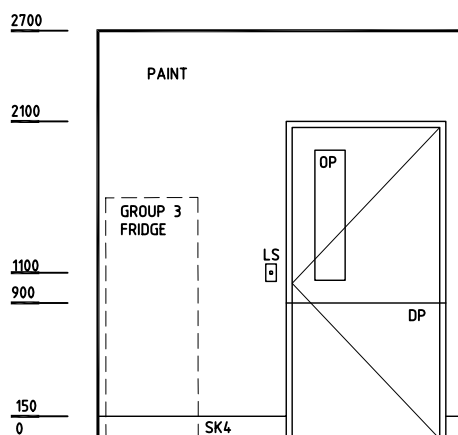
**PLAN**



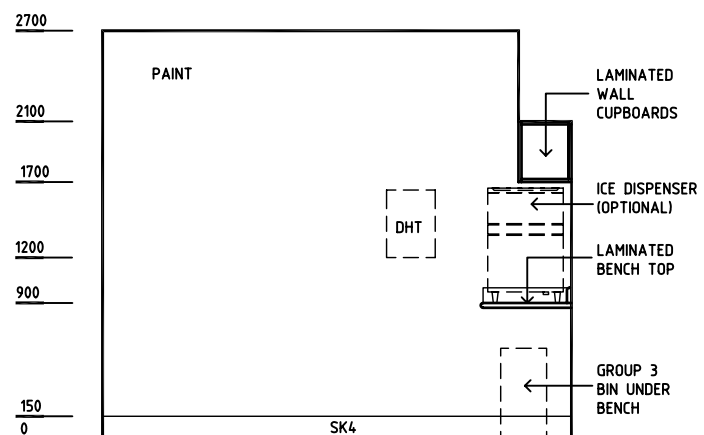
**ELEVATION 1**



**ELEVATION 2**



**ELEVATION 3**



**ELEVATION 4**

REV	DESCRIPTION	DATE	BY	REV	DESCRIPTION	DATE	BY	REV	DESCRIPTION	DATE	BY
1	FIRST ISSUE	1.7.05	HS								