

NSW HFG STANDARD COMPONENTS

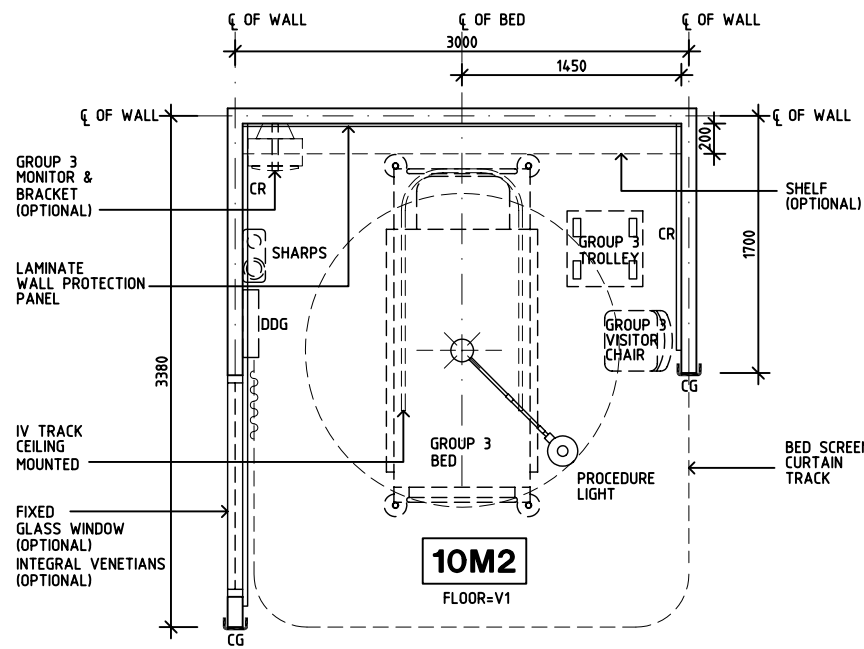
Room Layout Sheet

Room Name **Patient Bay - Acute Treatment, 10m2**

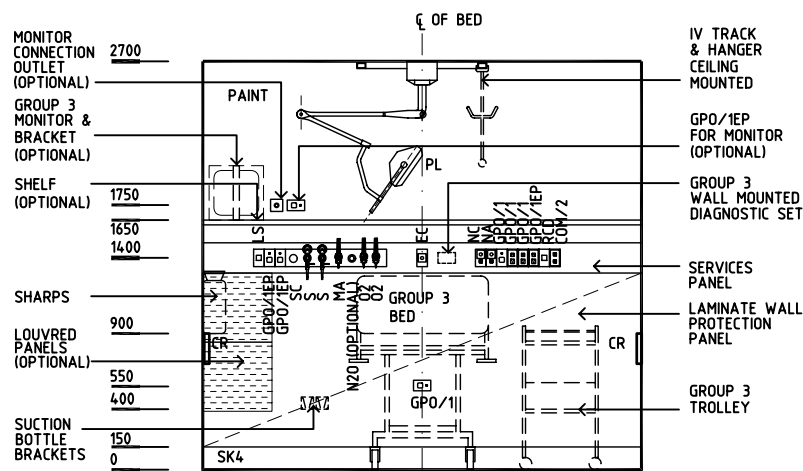
RLS Room Code **PBTR-A10**

RDS Room Code **PBTR-A10**

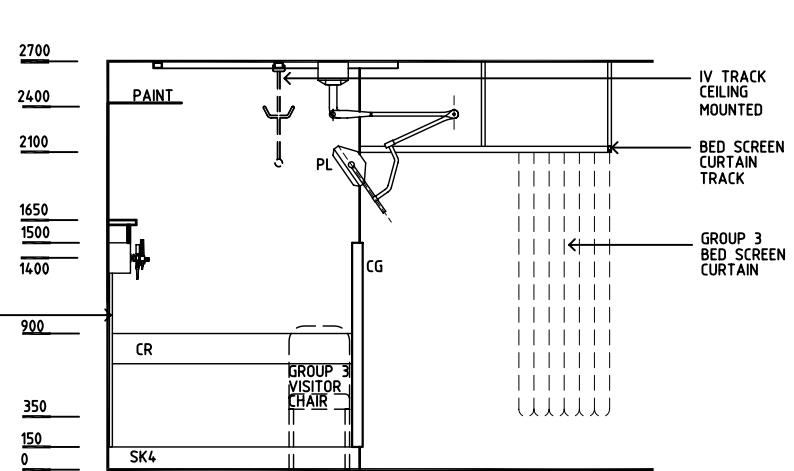
- COM/2 COMMUNICATION OUTLET - DOUBLE
- CG CORNER GUARD
- CR CRASH RAIL
- DDG DISPENSER - DISPOSABLE GLOVE
- EC EMERGENCY CALL
- FG FIXED GLAZING
- GPO/1 GENERAL PURPOSE OUTLET - SINGLE
- GPO/1 EP EMERGENCY POWE - SINGLE
- MA MEDICAL AIR
- NC PATIENT/NURSE CALL
- NA NURSE ASSIST CALL
- N20 NITROUS OXIDE
- LS LIGHT SWITCH
- O2 OXYGEN
- PL PROCEDURE LIGHT
- RCD RESIDUAL CURRENT DEVICE
- S SUCTION
- SC SCAVENGE
- SK4 FLOOR VINYL COVED SKIRTING
- V1 VINYL FLOORING, STANDARD



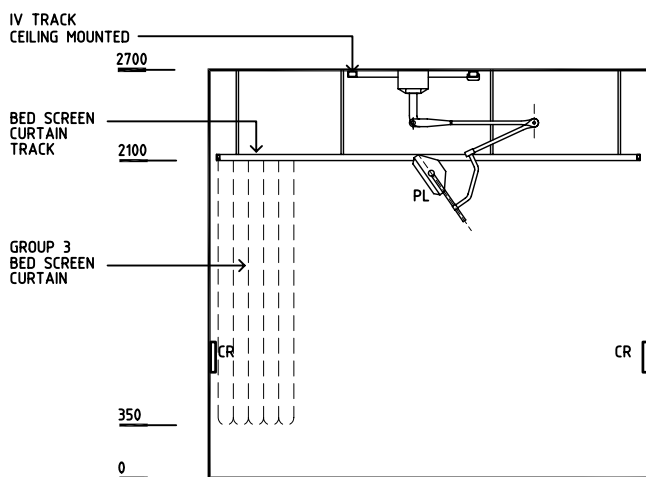
PLAN



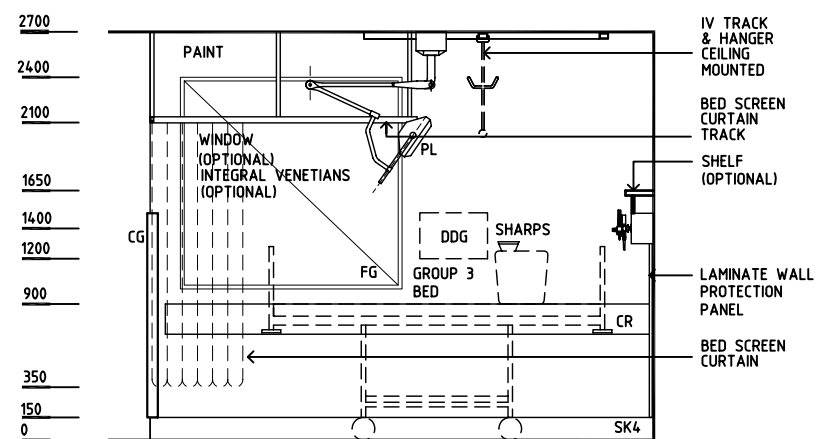
ELEVATION 1



ELEVATION 2



ELEVATION 3



ELEVATION 4

REV	DESCRIPTION	DATE	BY	REV	DESCRIPTION	DATE	BY	REV	DESCRIPTION	DATE	BY
1	FIRST ISSUE	20.11.03	AL								
2	ROOM NAME CHANGED	10.3.05	JMH								
3	GENERAL REVISIONS	20.5.05	AL								



THE UNIVERSITY OF
NEW SOUTH WALES

HPI

DESIGNED	APPROVED	SCALE(S)	ZONE(S)
AL	DB	1:50 in A3	
CAD FILE NAME PBTR-A10		PAPER DRAWING ID PBTR-A10	