

NSW HFG STANDARD COMPONENTS

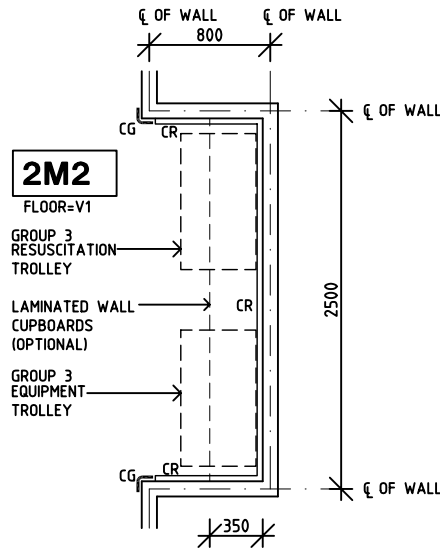
Room Layout Sheet

Room Name **Bay - Resuscitation Trolley**

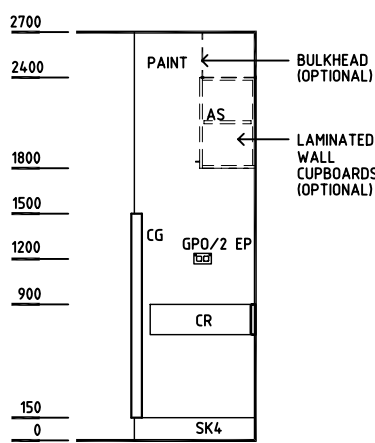
RLS Room Code **BRES**

RDS Room Code **BRES**

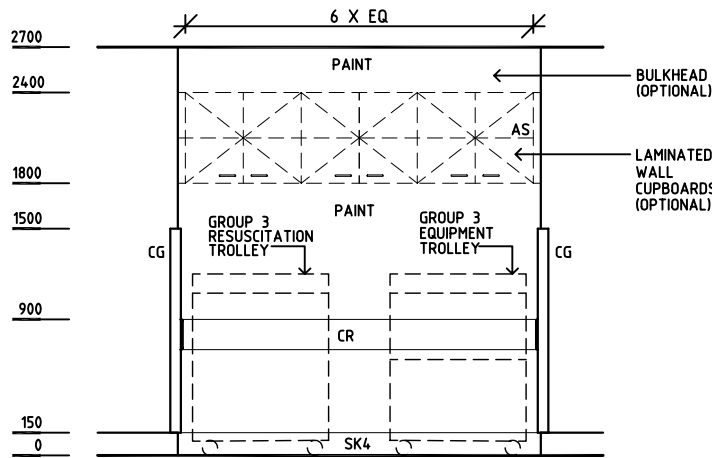
- AS ADJUSTABLE SHELF
- CG CORNER GUARD
- CR CRASH RAIL
- GPO/2 EP EMERGENCY POWER OUTLET - DOUBLE
- SK4 FLOOR VINYL COVERED SKIRTING
- V1 VINYL FLOORING, STANDARD



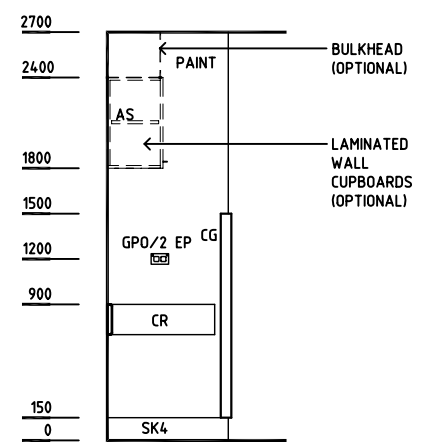
PLAN



ELEVATION 1



ELEVATION 2



ELEVATION 3

| REV | DESCRIPTION | DATE | BY | REV | DESCRIPTION | DATE | BY | REV | DESCRIPTION | DATE | BY |
|-----|-------------------|----------|----|-----|-------------|------|----|-----|-------------|------|----|
| 1 | FIRST ISSUE | 31.10.03 | CC | | | | | | | | |
| 2 | GENERAL REVISIONS | 4.5.05 | BJ | | | | | | | | |
| 3 | GENERAL REVISIONS | 13.5.05 | AL | | | | | | | | |



THE UNIVERSITY OF
NEW SOUTH WALES

HPI

| | | | |
|---------------|----------|------------------|---------|
| DESIGNED | APPROVED | SCALE(S) | ZONE(S) |
| CC/BJ/AL | DB | 1:50 in A3 | |
| CAD FILE NAME | | PAPER DRAWING ID | |
| BRES | | BRES | |