

NSW HFG STANDARD COMPONENTS

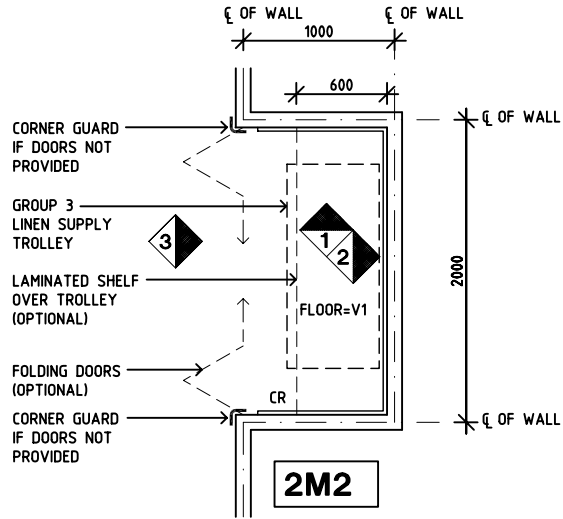
Room Layout Sheet

Room Name **Bay - Linen**

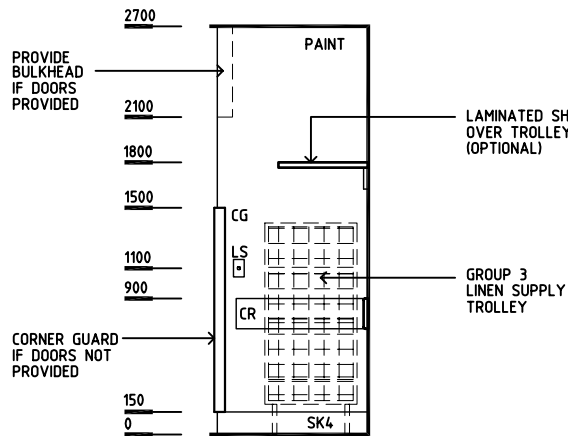
RLS Room Code **BLIN**

RDS Room Code **BLIN**

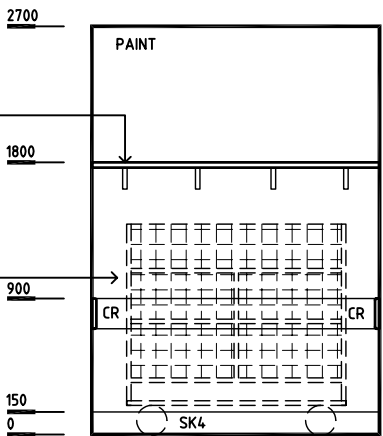
- CG CORNER GUARD
- CR CRASH RAIL
- LS LIGHT SWITCH
- SK4 FLOOR VINYL COVERED SKIRTING
- V1 VINYL FLOORING, STANDARD



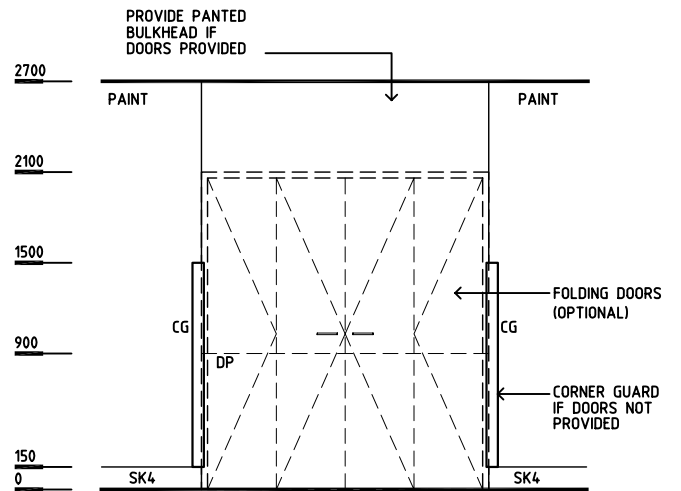
PLAN



ELEVATION 1



ELEVATION 2



ELEVATION 3

REV	DESCRIPTION	DATE	BY	REV	DESCRIPTION	DATE	BY	REV	DESCRIPTION	DATE	BY
1	FIRST ISSUE	30.10.03	CC								
2	DRAWING UPDATED	31.5.05	JMH								

DESIGNED CC	APPROVED DB	SCALE(S) 1:50 in A3	ZONE(S)
CAD FILE NAME BLIN		PAPER DRAWING ID BLIN	