

NSW HFG STANDARD COMPONENTS

Room Layout Sheet

Room Name **1 Bed Room - Inboard Ensuite (Type 2)**

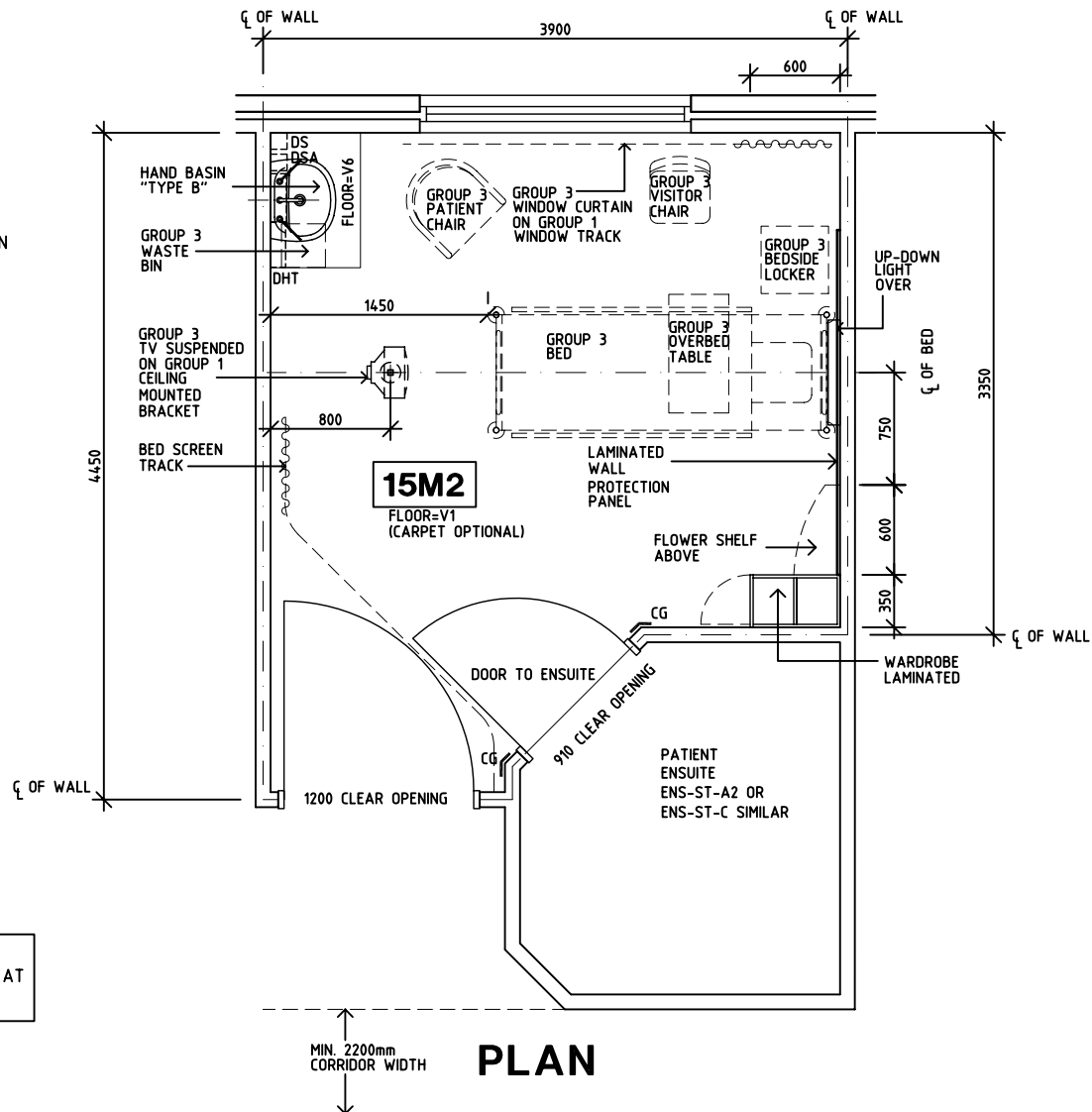
RLS Room Code **1 BR-ST-A2**

RDS Room Code **1 BR-ST**

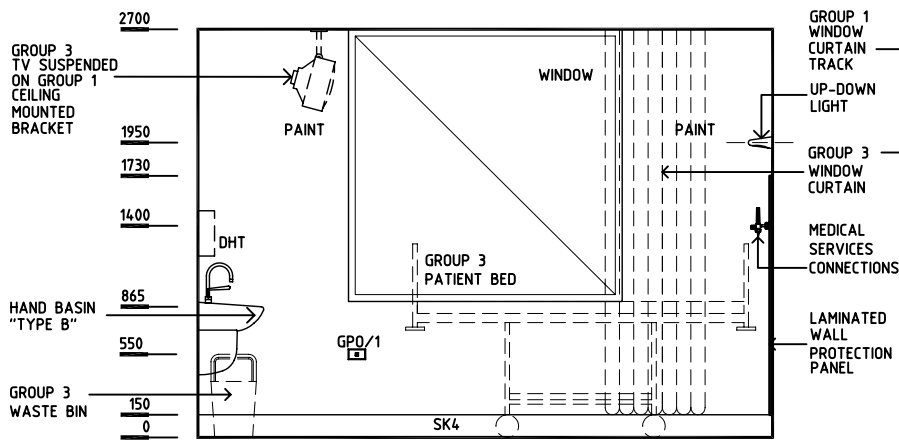
- AS ADJUSTABLE SHELF
- CG CORNER GUARD
- COM/2 COMMUNICATION OUTLET - DOUBLE
- DDG DISPENSER - DISPOSABLE GLOVES
- DHT DISPENSER - HAND TOWEL
- DS DISPENSER - SOAP
- DSA DISPENSER - SOAP ANTISEPTIC
- DP DOOR AND DOOR FRAME PROTECTION
- EC EMERGENCY CALL
- FS FIXED SHELF
- GPO/1 GENERAL PURPOSE OUTLET-SINGLE
- GPO/1EP EMERGENCY POWER - SINGLE
- GPO/C EMERGENCY POWER - CLEANER'S
- LS/B LIGHT SWITCH - BED
- LS/ENS LIGHT SWITCH - ENSUITE
- LS/R LIGHT SWITCH - ROOM
- LS/UDL LIGHT SWITCH - UP-DOWN LIGHT
- MA MEDICAL AIR
- NA NURSE ASSIST CALL
- NC PATIENT NURSE CALL
- O2 OXYGEN
- RCD RESIDUAL CURRENT DEVICE
- S SUCTION
- SBB SUCTION BOTTLE BRACKET
- SK4 FLOOR VINYL COVERED SKIRTING
- V1 VINYL FLOORING, STANDARD
- V6 VINYL FLOORING, TEXTURED



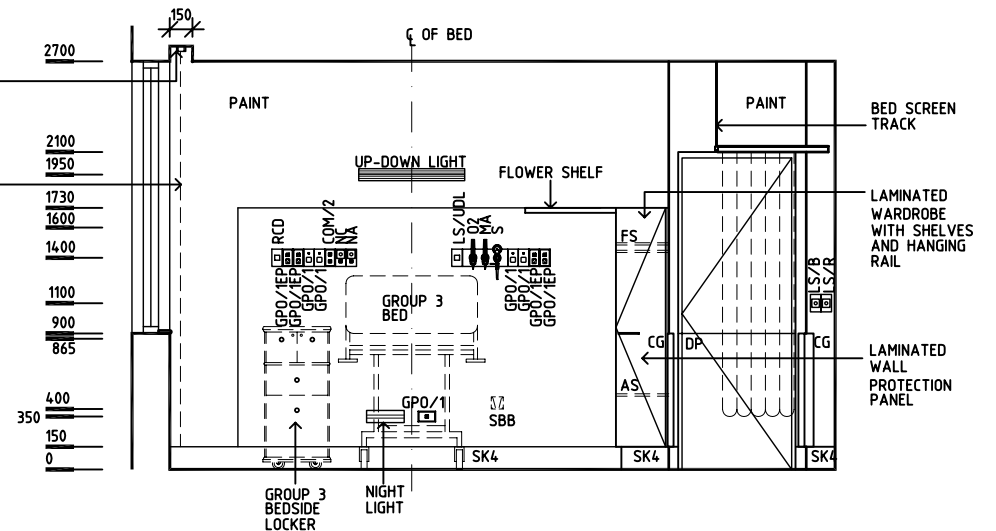
ROOM SUITABLE FOR ORTHOPAEDIC PATIENTS AND PATIENTS REQUIRING ADDITIONAL EQUIPMENT AT THE FOOT OF THE BED



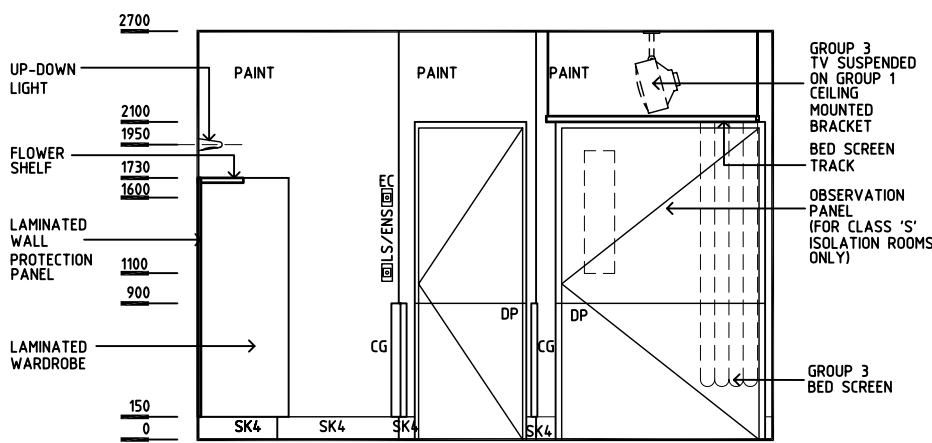
PLAN



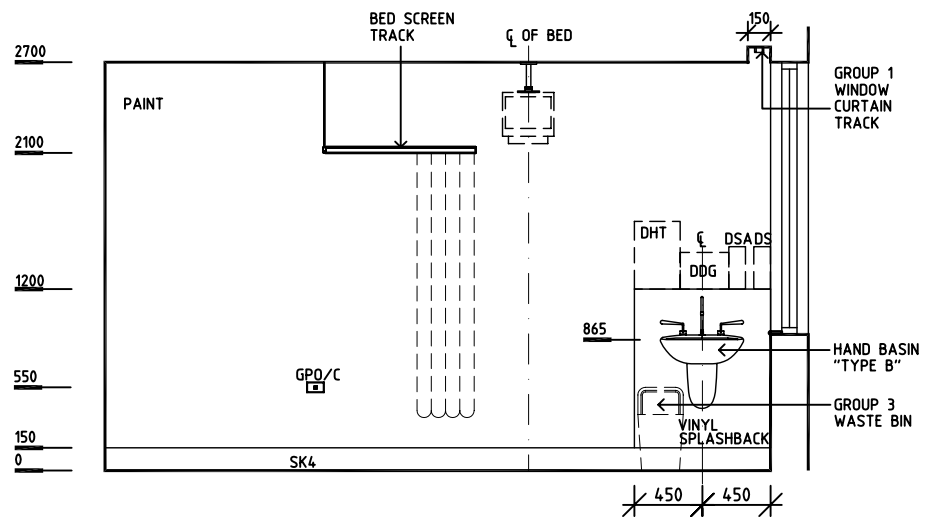
ELEVATION 1



ELEVATION 2



ELEVATION 3



ELEVATION 4

REV	DESCRIPTION	DATE	BY	REV	DESCRIPTION	DATE	BY	REV	DESCRIPTION	DATE	BY
1	FIRST ISSUE	2.8.05	AL								
2	NOTES ADDED	15.8.05	AL								