



# NSW HFG STANDARD COMPONENTS

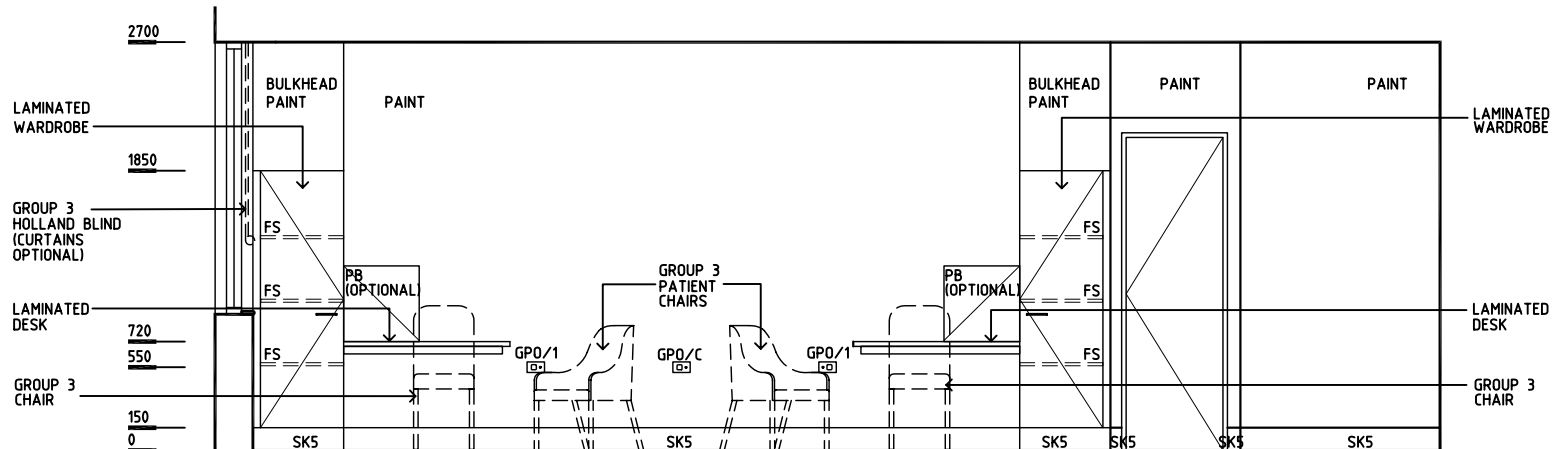
Room Layout Sheet

Room Name **2 Bed Room - Mental Health (Inboard Ensuite)**

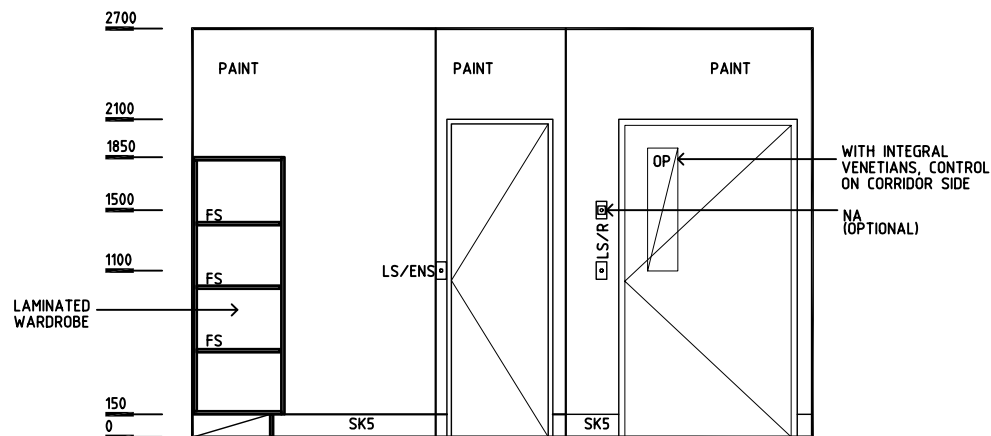
RLS Room Code **2 BR-MH-A**

RDS Room Code **2 BR-MH**

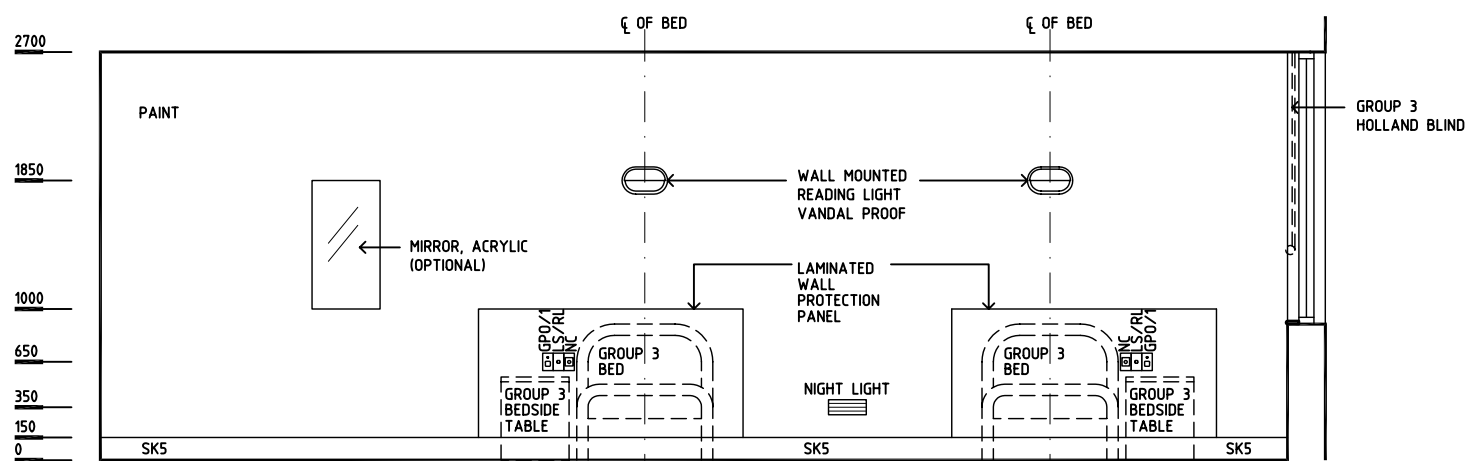
- FS FIXED SHELF
- GPO/1 GENERAL PURPOSE OUTLET - SINGLE
- GPO/C GENERAL PURPOSE OUTLET - CLEANER'S
- LS/ENS LIGHT SWITCH - ENSUITE
- LS/NL LIGHT SWITCH - NIGHT LIGHT
- LS/R LIGHT SWITCH - ROOM
- LS/RL LIGHT SWITCH - READING LIGHT
- NA NURSE ASSIST CALL
- NC PATIENT NURSE CALL
- OP OBSERVATION PANEL
- RCD RESIDUAL CURRENT DEVICE
- SK5 FEATHER EDGE VINYL SKIRTING
- TMV THERMOSTATIC MIXING VALVE



**ELEVATION 2**



**ELEVATION 3**



**ELEVATION 4**

REV	DESCRIPTION	DATE	BY	REV	DESCRIPTION	DATE	BY	REV	DESCRIPTION	DATE	BY
1	FIRST ISSUE	30.5.05	CC								