

# NSW HFG STANDARD COMPONENTS

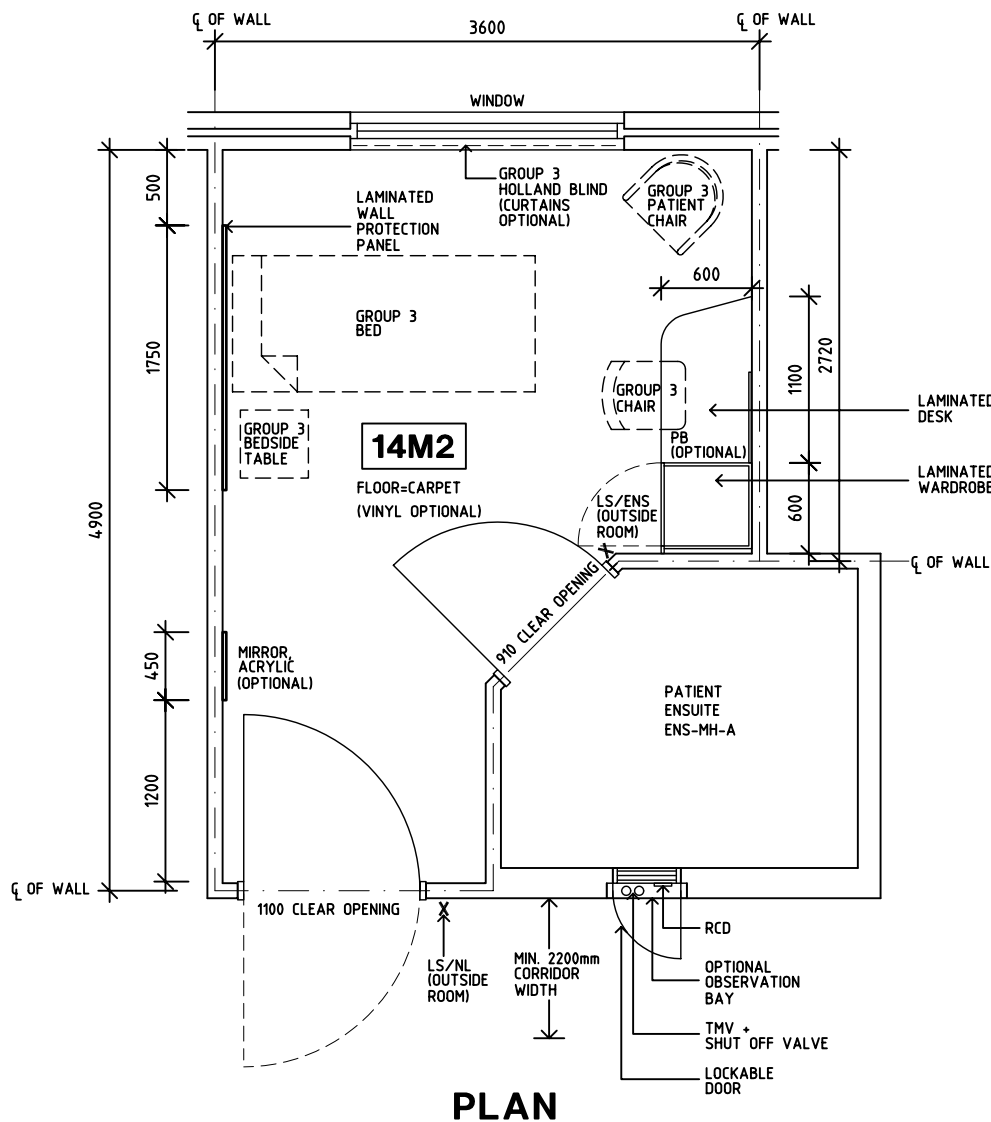
Room Layout Sheet

Room Name **1 Bed Room - Mental Health (Inboard Ensuite)**

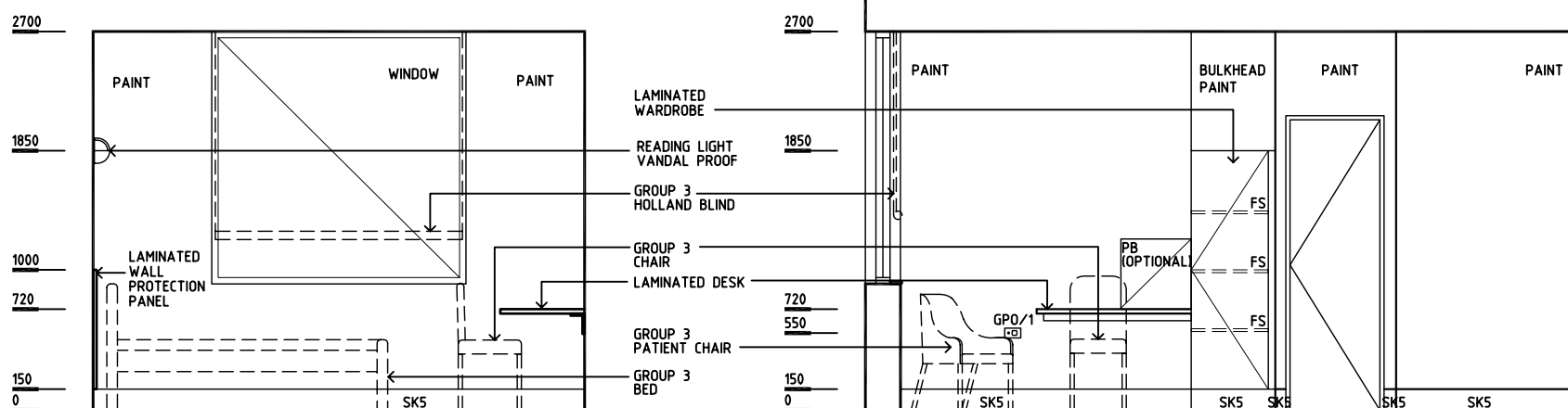
RLS Room Code **1 BR-MH-A**

RDS Room Code **1 BR-MH**

- FS FIXED SHELF
- GPO/1 GENERAL PURPOSE OUTLET-SINGLE
- GPO/C GENERAL PURPOSE OUTLET - CLEANER'S
- LS/ENS LIGHT SWITCH - ENSUITE
- LS/NL LIGHT SWITCH - NIGHT LIGHT
- LS/R LIGHT SWITCH - ROOM
- LS/RL LIGHT SWITCH - READING LIGHT
- NA NURSE ASSIST CALL
- NC PATIENT NURSE CALL
- OP OBSERVATION PANEL
- PB PINBOARD
- RCD RESIDUAL CURRENT DEVICE
- SK5 FEATHER EDGE VINYL SKIRTING
- TMV THERMOSTATIC MIXING VALVE

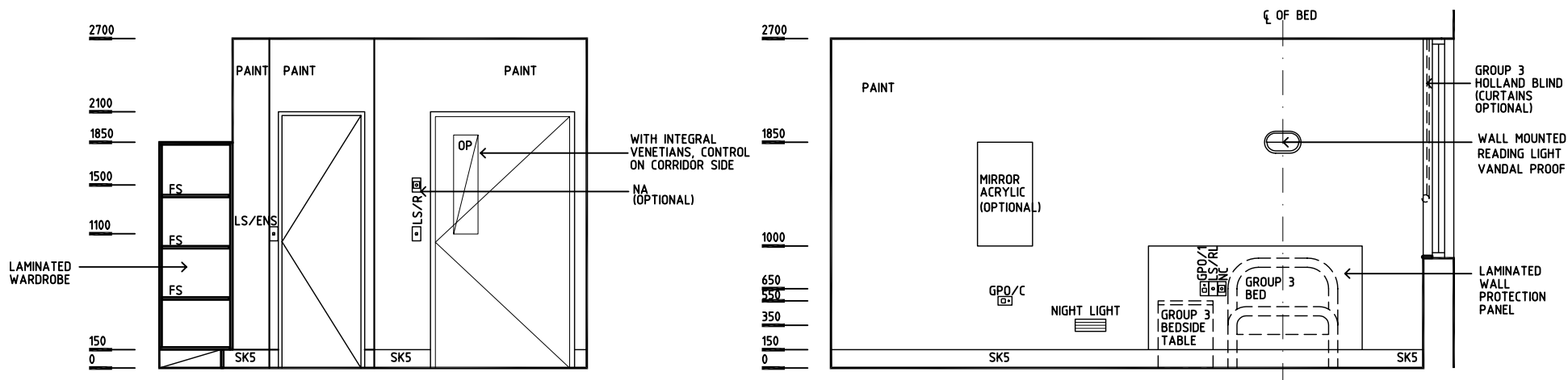


**PLAN**



**ELEVATION 1**

**ELEVATION 2**



**ELEVATION 3**

**ELEVATION 4**

REV	DESCRIPTION	DATE	BY	REV	DESCRIPTION	DATE	BY	REV	DESCRIPTION	DATE	BY
1	FIRST ISSUE	3.6.05	CC								