

NSW HFG STANDARD COMPONENTS

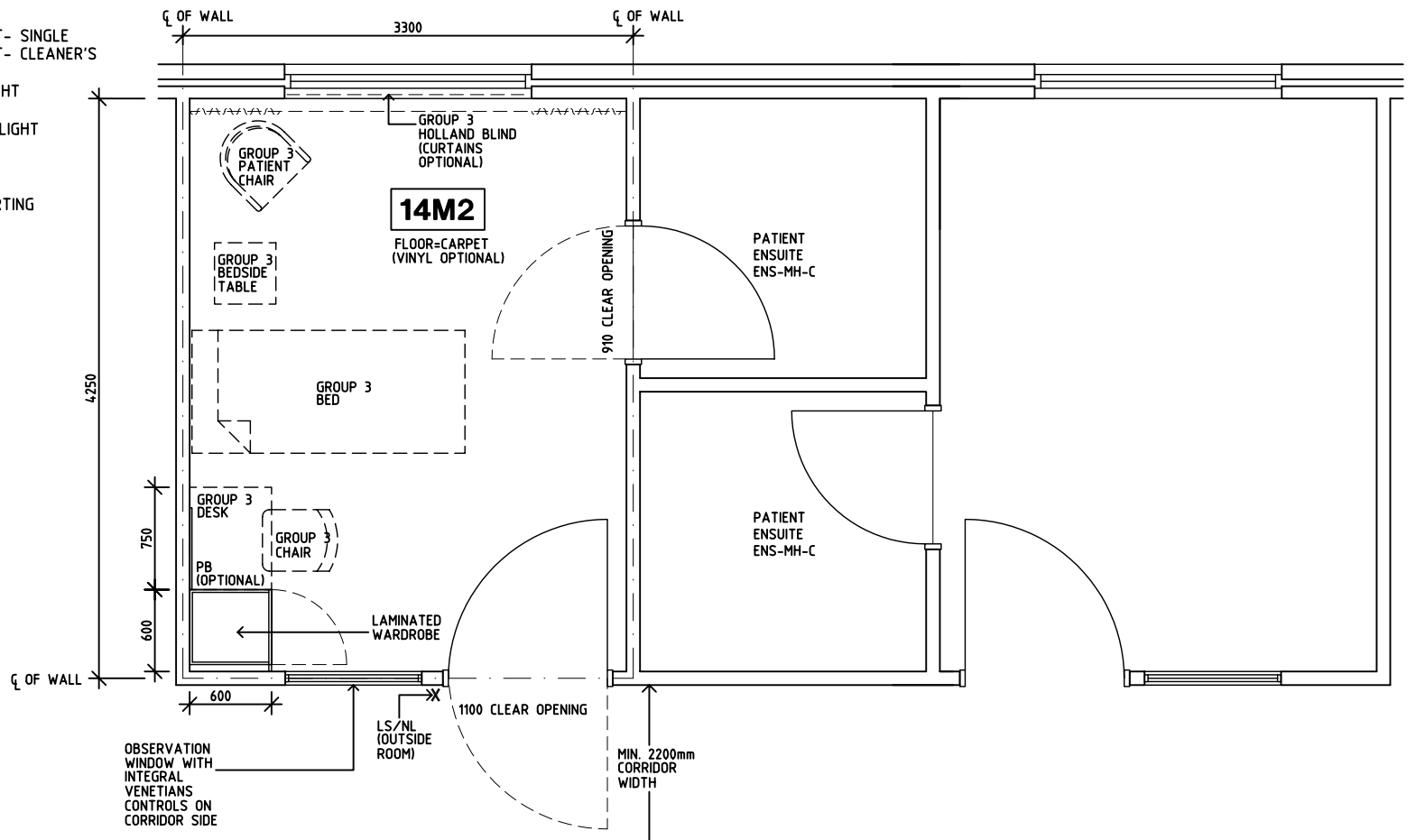
Room Layout Sheet

Room Name **1 Bed Room - Back to Back Ensuites (Mental Health)**

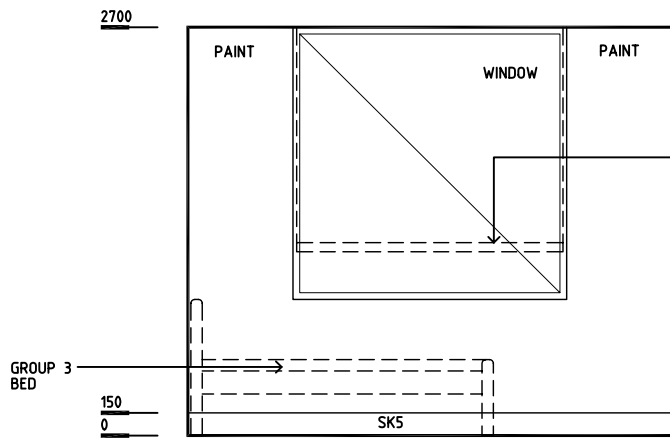
RLS Room Code **1 BR-MH-C**

RDS Room Code **1 BR-MH**

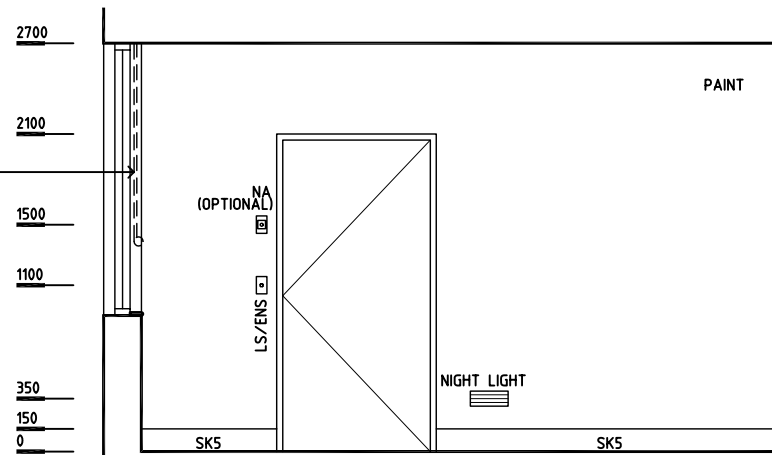
- FS FIXED SHELF
- GPO/1 GENERAL PURPOSE OUTLET- SINGLE
- GPO/C GENERAL PURPOSE OUTLET- CLEANER'S
- LS/ENS LIGHT SWITCH - ENSUITE
- LS/NL LIGHT SWITCH - NIGHT LIGHT
- LS/R LIGHT SWITCH - ROOM
- LS/RL LIGHT SWITCH - READING LIGHT
- NA NURSE ASSIST CALL
- NC PATIENT NURSE CALL
- OP OBSERVATION PANEL
- SKS FEATHER EDGE VINYL SKIRTING



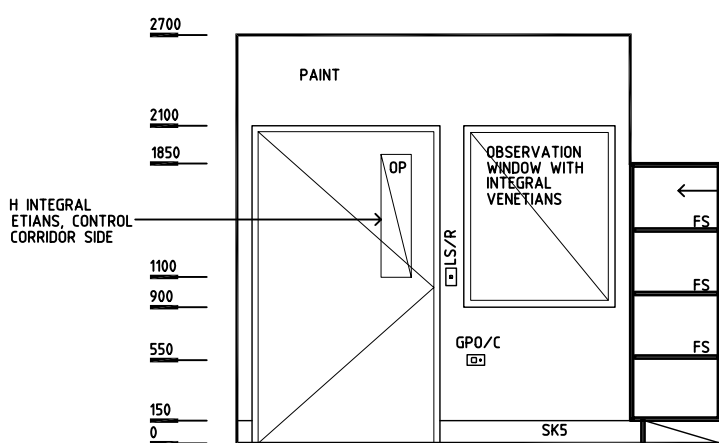
PLAN



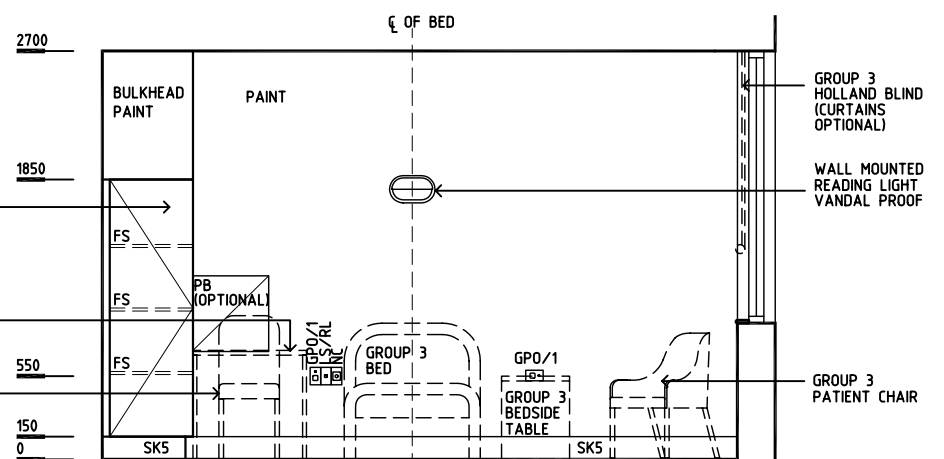
ELEVATION 1



ELEVATION 2



ELEVATION 3



ELEVATION 4

REV	DESCRIPTION	DATE	BY	REV	DESCRIPTION	DATE	BY	REV	DESCRIPTION	DATE	BY
1	FIRST ISSUE	8.10.03	CC								
2	ROOM DIMENSIONS REVISED	28.10.03	CC								
3	GENERAL REVISION INCL NAME CHANGE	3.6.05	AL								



THE UNIVERSITY OF
NEW SOUTH WALES

HPI

DESIGNED	APPROVED	SCALE(S)	ZONE(S)
CC	DB	1:50 in A3	
CAD FILE NAME		PAPER DRAWING ID	
1 BR-MH-C		1 BR-MH-C	